

SCHEDULE

(H: 0-0, A: 0-0, N: 0-0)

OCTOBER

24 @ Buffalo # L, 111-73
26 @ Syracuse # L, 90-71
29 **MOHAWK #** W, 116-54

NOVEMBER (0-0)

1 NW Missouri St. % 5 PM
2 Mo. Western St. % 7:30 PM
8 **FELICIAN \$** 8 PM
9 **NYACK \$** 4 PM
14 **MERCYHURST** 7 PM
16 **WEST LIBERTY** 2 PM
19 **LE MOYNE** 7 PM
23 **WILMINGTON !** 12 PM
30 @ U. Sciences 3 PM

DECEMBER (0-0)

4 **SALEM** 7 PM
7 **ROBERTS** 4 PM
WESLEYAN *
13 @ Mercy * 7 PM
15 @ St. Thomas 3 PM
Aquinas *
19 @ St. Rose 1 PM

JANUARY (0-0)

1 @ St. Anselm 1 PM
2 @ St. Michael's 1 PM
4 @ Stonehill 1 PM
10 **QUEENS *** 8 PM
12 **BRIDGEPORT *** 3 PM
19 @ Dist. Columbia * 3 PM
24 **MOLLOY *** 8 PM
26 **N.Y. TECH *** 3 PM

FEBRUARY (0-0)

1 @ Roberts 4 PM
Wesleyan *
7 @ Bridgeport * 8 PM
9 @ Queens * 1:30 PM
14 **ST. THOMAS** 8 PM
AQUINAS *
16 **MERCY *** 3 PM
21 **DIST. COLUMBIA *** 8 PM
28 @ Molloy * 7 PM

MARCH (0-0)

1 @ N.Y. Tech * 3:30 PM

HOME GAMES IN BOLD CAPS

denotes exhibition

% denotes SCB Hall of Fame Classic

\$ denotes ECC-CACC Challenge

! denotes game played at KeyBank Center

* denotes East Coast Conference



-VS-



0-0
OVERALL RECORD

MIKE MACDONALD
HEAD COACH

0-0
ECC RECORD

361-269
CAREER RECORD
23RD SEASON

- / 22
RANKING
(D2SIDA / NABC)

105-43
RECORD @ DAEMEN
6TH SEASON

0-0
OVERALL RECORD

BEN MCCOLLUM
HEAD COACH

0-0
MIAA RECORD

241-75
CAREER RECORD
11TH SEASON

- / 1
RANKING
(AP / NABC)


241-75
RECORD @ NMSU
11TH SEASON


GAME #

1

DAEMEN VS. NORTHWEST MO. ST.
St. Joseph, Mo.
St. Joseph Civic Arena
Friday, Nov. 1 | 5:30 PM (CDT)
[SCB National Hall of Fame Classic](http://scbnationalhalloffameclassic.com)

GAME LINKS

 Live Streaming Video via MIAA Network
<https://themiaanetwork.com/>

 Live Stats via Sidearm Sports
<https://gogriffons.com/sidearmstats/mbball/summary>

SERIES AT A GLANCE

ALL-TIME RECORD 0-0
LAST MEETING N/A

JUMP BALL

Daemen's three-game exhibition slate comes to an end Tuesday night as the Wildcats make their Lumsden Gymnasium debut by hosting Mohawk out of the Ontario Colleges Athletic Association (OCAA). Although it won't count as an official meeting, the Wildcats and Mountaineers will be playing for the first time since an 83-52 Daemen win on Jan. 12, 2000. It also marks Daemen's first game against a Canadian opponent since Oct. 30, 2015 when the Wildcats downed Brock 102-95. Mohawk has played five contests so far this season, posting a 1-4 record. The Wildcats are coming off a pair of high-profile exhibition games last week against Division I foes Buffalo and Syracuse. Daemen suffered a 111-73 loss at UB on Oct. 24, surrendering a game-closing 21-6 spurt over the final 6:03 to inflate the final margin. Two days later the Wildcats made their first-ever appearance at Syracuse, and played the Orange to an even second half score (43-43) in a 90-71 loss.

BY THE NUMBERS (2018-19 stats)

DC	PTS/GAME	NMSU
81.8		82.4
PTS/GAME ALLOWED	71.0	61.7
FG%	.472	.511
FG% DEFENSE	.416	.430
3-POINT FG%	.387	.409
3-POINT FG% DEFENSE	.347	.335
FT%	.768	.783
REBS/GAME	39.3	33.0
REBOUND MARGIN	+6.0	+3.9
ASTS/GAME	14.9	13.9
TO/GAME	13.6	7.8

PROBABLE GAME STARTERS (2018-19 stats listed)

#2	#5	#22	#23	#44
HARRIS	SARKIS	SISCHO	WALLACE	REDBAND
Pts. 11.8	Pts. 8.2	Pts. 20.9	Pts. 8.1	Pts. 13.0
Reb. 3.3	Reb. 2.9	Reb. 10.1	Reb. 5.4	Reb. 5.5
Ast. 2.1	Ast. 3.1	Ast. 1.1	Ast. 1.8	Ast. 1.6

NUMERICAL ROSTER

No.	Name	Yr.	Pos.	Ht.	Wt.	Hometown / High School / Previous School
2	Breon Harris	Sr.	G	5-9	170	Niagara Falls, N.Y. / Niagara Falls
3	Tajmin Holt	R-So.	G	6-3	200	Rochester, N.Y. / Rochester Early College
4	Jeffrey Duah	Sr.	G	5-7	185	Bronx, N.Y. / South Bronx
5	Jay Sarkis	R-Sr.	G	6-1	175	Rochester, N.Y. / Greece Athena
10	Donte' Williams	R-Sr.	G/F	6-4	180	Buffalo, N.Y. / Bishop Timon-St. Jude / California (Pa.)
11	Trevor Book	So.	G	6-4	175	North Tonawanda, N.Y. / North Tonawanda
12	Kyle Harris	Jr.	G	6-3	180	Buffalo, N.Y. / Park School / Erie Community College
14	Da'Shawn Hines	R-So.	G	5-10	170	Amherst, N.Y. / Amherst
15	Keith Slack	Fr.	G	5-8	155	Rochester, N.Y. / Gates Chili
20	Ryan Salzberg	Fr.	G	6-4	180	Manlius, N.Y. / Bridgton Academy
21	Josiah Chandler	Fr.	G	6-0	180	New York City, N.Y. / LaSalle Academy
22	Andrew Sischo	R-Jr.	C	6-9	240	Guilderland, N.Y. / Guilderland
23	Joey Wallace	R-Sr.	G	6-4	205	Rochester, N.Y. / Immaculate / Southern Connecticut State
24	Ziv Basden	R-So.	F	6-5	195	Nassau, Bahamas / Redemption Christian
25	Ryan Bradley	R-Fr.	F	6-7	190	Niagara Falls, N.Y. / Canisius
30	Patrick Higgins	Fr.	G	5-10	180	Pennington, N.Y. / The Pennington School
33	Joey Atkins	So.	G/F	6-4	175	Watervliet, N.Y. / Watervliet / Jefferson
34	Chris Luke	Jr.	C	7-0	250	Cortland, N.Y. / Cortland / Niagara County Community College
44	Jeff Redband	R-Sr.	F	6-7	180	Batavia, N.Y. / Batavia
51	Justin Pouppey	Fr.	G	5-10	160	Buffalo, N.Y. / St. Francis

RADIO/TV ROSTER




#2

Breon Harris
G • Sr. • 5-9
Niagara Falls, N.Y.
Niagara Falls



#3

Tajmin Holt
G • R-So. • 6-3
Rochester, N.Y.
Rochester Early College



#4

Jeffrey Duah
G • Jr. • 5-7
Bronx, N.Y.
South Bronx



#5

Jay Sarkis
G • R-Sr. • 6-1
Rochester, N.Y.
Greece Athena



#10

Donte' Williams
G/F • R-Sr. • 6-4
Buffalo, N.Y.
Bishop Timon/St. Jude



#11

Trevor Book
G • So. • 6-4
N. Tonawanda, N.Y.
N. Tonawanda



#12

Kyle Harris
G • Jr. • 6-e
Buffalo, N.Y.
Park School



#14

DaShawn Hines
G • R-So. • 5-10
Amherst, N.Y.
Amherst



#15

Keith Slack
G • Fr. • 5-8
Rochester, N.Y.
Gates Chili



#20

Ryan Salzberg
G • Fr. • 6-4
Manlius, N.Y.
Bridgton Academy



#21

Josiah Chandler
G • Fr. • 6-0
New York City, N.Y.
LaSalle Academy



#22

Andrew Sischo
C • R-Jr. • 6-9
Guilderland, N.Y.
Guilderland



#23

Joey Wallace
G • R-Sr. • 6-4
Rochester, N.Y.
Immaculate



#24

Ziv Basden
F • R-So. • 6-5
Nassau, Bahamas
Redemption Christian



#25

Ryan Bradley
F • R-Fr. • 6-7
Niagara Falls, N.Y.
Canisius



#30

Patrick Higgins
G • Fr. • 5-10
Pennington, N.Y.
The Pennington School



#33

Joey Atkins
G/F • So. • 6-4
Watervliet, N.Y.
Watervliet



#34

Chris Luke
C • Jr. • 7-0
Cortland, N.Y.
Cortland



#44

Jeff Redband
F • R-Sr. • 6-7
Batavia, N.Y.
Batavia



#51

Justin Pouppey
G • Fr. • 5-10
Buffalo, N.Y.
St. Francis

GENERAL INFORMATION

Name of School.....Daemen College
 City / Zip.....Amherst, N.Y. / 14226
 Founded.....1947 (as Rosary Hill College)
 Enrollment.....2,636
 School Colors.....Medium Blue, Gray & White
 Nickname.....Wildcats
 Arena.....Lumsden Gymnasium
 Capacity.....1,000
 Affiliation.....NCAA Division II
 Conference.....East Coast Conference (ECC)
 President.....Dr. Gary A. Olson
 Athletic Director.....Traci Murphy
 Athletic Department Phone.....(716) 839-8346
 Athletics Website.....daemenwildcats.com

COMMUNICATIONS & MEDIA RELATIONS

Sr. Associate A.D. for Comm. (MBB Contact).....Mike Miranto
 SID Office Phone.....(716) 839-8385
 Cell Phone.....(716) 471-7626
 Email.....mmiranto@daemen.edu

COACHING STAFF

Head Coach.....Mike MacDonald
 Alma Mater, Yr.....St. Bonaventure, '88
 Record at Daemen (years).....105-43 (5)
 Career Record (years).....361-269 (22)
 Office Phone.....(716) 839-8380
 Assistant Coach.....Ryan Grandits
 Assistant Coach.....Matt Dyrek
 Assistant Coach.....Jordan Glover
 Athletic Trainer (Asst. A.D. for Sports Med./Perf.).....Jeff Sage
 Strength & Conditioning Coach.....Katie Eschner

TEAM INFORMATION

2018-19 Record.....24-6
 ECC Record / Finish.....16-2 / 1st in ECC
 Starters Returning / Lost.....4 / 1
 Letterwinners Returning / Lost.....10 / 5
 Newcomers (Freshmen / Transfers).....10 (5 / 5)
 Key Returners.....Andrew Sischo, Jeff Redband, Breon Harris, Jay Sarkis

TEAM HISTORY

First year of modern era.....1986-87
 Overall Record.....554-435
 NAIA membership.....1986-87 to 2011-12
 American Midwest Conference.....2001-02 to 2011-12
 NAIA Tournament Appearances.....4
 NAIA Era Record / Seasons.....401-379 / 26
 USCAA membership.....2012-13 to 2014-15
 USCAA Tournament Appearances.....3
 USCAA Championships / Year.....1 / 2015
 USCAA Era Record / Seasons.....69-23 / 3
 NCAA Division II transition period.....2012-13 to 2014-15
 NCAA Division II membership.....2015-16 to Present
 East Coast Conference.....2013-14 to Present
 East Coast Conference Record / Seasons.....87-27 / 6
 NCAA Tournament Appearances / Years.....1 / 2019
 NCAA Era Record / Seasons.....84-33 / 4

2018-19 AWARDS

Andrew Sischo.....ECC Player of the Year
 All-ECC First Team
 D2CCA East Region Player of the Year
 D2CCA All-East Region First Team
 NABC All-District First Team
 D2CCA All-America Second Team
 Bevo Francis Award Top 100, 50, 25 Watch Lists
 5x ECC Player of the Week
 1x ECC Defensive Player of the Week
 ECC-CACC Challenge All-Tournament Team
 ECC Preseason Player of the Year
 NABC Honors Court

 Jeff Redband.....All-ECC Second Team
 1x ECC Player of the Week
 2x ECC Defensive Player of the Week
 ECC-CACC Challenge All-Tournament Team
 NABC Honors Court

 Deion Hamilton.....All-ECC Second Team

 Breon Harris.....All-ECC Third Team
 ECC Championships All-Tournament Team
 1x ECC Defensive Player of the Week
 ECC-CACC Challenge MVP

MEDIA INFORMATION

Buffalo News
 Josh Barnett, Editor
 sports@buffnews.com / jbarnett@buffnews.com

Amherst Bee
 Pat Nagy, Sports Reporter
 pnagy@beenews.com

WGRZ-Channel 2
 Stu Boyar, Sports Reporter
 stu.boyar@wgrz.com

WIVB-Channel 4
 Nick Filipowski, Sports Reporter
 nick.filipowski@wivb.com

WKBW-Channel 7
 Jenna Callari, Sports Reporter
 jenna.callari@wkbw.com



2019-20 DAEMEN MEN'S BASKETBALL GAME NOTES

DAEMEN - ECC HISTORY

Season	ECC Record	ECC Finish	Postseason
2013-14	17-3	1st / 11	N/A
2014-15	13-7	3rd / 11	N/A
2015-16	14-6	2nd / 11	Finals
2016-17	12-6	T-3rd / 10	Semifinals
2017-18	15-3	T-2nd / 10	Semifinals
2018-19	16-2	1st / 10	Semifinals

Daemen All-Time ECC Record: 87-27 (.763)
[Home: 48-9 (.842) | Away: 39-18 (.684)]

ECC TEAMS SINCE 2013-14 SEASON

Team	Overall Record	ECC Record
St. Thomas Aquinas	140-49	89-24
DAEMEN	126-50	87-27
Bridgeport	118-63	83-31
Molloy	90-86	65-49
LIU Post	73-98	53-61
Roberts Wesleyan	62-101	38-76
Dist. Columbia	59-107	43-71
Queens	55-103	48-66
Mercy	44-118	26-88
NYIT	43-122	33-81

ECC 30TH ANNIVERSARY

The East Coast Conference is celebrating 30 years as an NCAA Division II conference throughout the 2019-20 season.

"It is my honor to be Commissioner as the East Coast Conference, and before that the New York Collegiate Athletic Conference, celebrates its 30th year as an NCAA Division II athletic association," said ECC Commissioner, Dr. Robert Dranoff. "This is an athletic conference that can truly boast about success in the classroom, on the playing field, and in the community. We are proud of all the student-athletes, coaches, and administrators who have made their mark in so many ways, contributing to their institutions and to the ECC and NCAA."

The ECC was formed during the 1989-90 season under its former name, the New York Collegiate Athletic Conference. The league started with 10-members competing in nine sports (men's basketball, baseball, softball, men's soccer, men's and women's tennis, men's and women's cross country, and men's golf).

The ECC currently has 10 member institutions in New York, Connecticut, and Washington, D.C. Four charter members, Mercy College, Molloy College, New York Tech, and Queens College, have competed in the conference throughout its 30 years. In all, 20 institutions have called the ECC home since its inception.

Rebranded as the East Coast Conference before the 2006-2007 season, the league has grown to currently offer 19 championship sports, 10 of which have access to automatic bids into the NCAA Championship. The ECC has been home to 23 Division II National Championship teams and one individual National Championship, as well.



2018-19 EAST COAST CONFERENCE STANDINGS

	CONFERENCE W-L	PCT	OVERALL W-L	PCT	Streak	Last 10
DAEMEN	16-2	.889	24-6	.800	L-2	8-2
St. Thomas Aquinas	15-3	.833	25-7	.781	L-1	8-2
Molloy	14-4	.778	21-10	.677	W-3	7-3
Bridgeport	11-7	.611	18-13	.581	L-1	7-3
Roberts Wesleyan	10-8	.556	16-14	.533	L-1	5-5
Dist. Columbia	8-10	.444	15-14	.517	L-1	6-4
Queens (N.Y.)	7-11	.389	7-21	.250	L-4	3-7
Mercy	6-12	.333	8-18	.308	L-2	3-7
NYIT	3-15	.167	3-24	.111	W-1	1-9
LIU Post	0-18	.000	0-25	.000	L-25	0-10

2018-19 ALL-EAST COAST CONFERENCE MEN'S BASKETBALL TEAMS

FIRST TEAM

Bakary Camara, Bridgeport
Osbel Caraballo, St. Thomas Aquinas
Nick Corbett, Molloy
Bryan Jenkins, Mercy
Curtis Jenkins, Molloy
Andrew Sischo, Daemen

SECOND TEAM

Deion Hamilton, Daemen
Peyton McLaurin, Roberts Wesleyan
Alonzo Ortiz-Traylor, LIU Post
Jeff Redband, Daemen
Demetre Roberts, St. Thomas Aquinas

THIRD TEAM

Hashem Abbas, Bridgeport
Sekou Cisse, St. Thomas Aquinas
Breon Harris, Daemen
Zachary Olukanni, Dist. Columbia
Mike Torre, Molloy

MAJOR AWARDS

Player of the Year: Andrew Sischo, Daemen
Def. Player of the Year: Curtis Jenkins, Molloy
Rookie of the Year: Demetre Roberts, STAC
Coach of the Year: Mike MacDonald, Daemen

2019 EAST COAST CONFERENCE MEN'S BASKETBALL CHAMPIONSHIP

FIRST ROUND - Wednesday, March 6

#4 Bridgeport 92, #5 Roberts Wesleyan 82
#3 Molloy 61, #6 Dist. Columbia 60

Bridgeport, Conn.
Rockville Centre, N.Y.

SEMIFINALS - Saturday, March 9

#4 Bridgeport 79, #1 Daemen 77
#3 Molloy 73, #2 St. Thomas Aquinas 72

Bridgeport, Conn.
Bridgeport, Conn.

FINALS - Sunday, March 10

#3 Molloy 90, #4 Bridgeport 86 (OT)

Bridgeport, Conn.

ALL-TOURNAMENT TEAM

Nick Corbett, Molloy (Most Outstanding Player)
Breon Harris, Daemen
Jamar Sudan, St. Thomas Aquinas
Dennis Green, Bridgeport
Eric Rankin, Bridgeport
Curtis Jenkins, Molloy
Mike Torre, Molloy



2019-20 EAST COAST CONFERENCE PRESEASON POLL

	PTS.	2018-19 RECORD
1. DAEMEN (8)	80	24-6, 16-2 ECC
2. St. Thomas Aquinas (1)	72	25-7, 15-3 ECC
3. Bridgeport	64	18-13, 11-7 ECC
4. Molloy	53	21-10, 14-4 ECC
5. Dist. Columbia	40	15-14, 8-10 ECC
6. Roberts Wesleyan	28	16-14, 10-8 ECC
T7. New York Tech	23	3-24, 3-15 ECC
T7. Queens	23	7-12, 7-11 ECC
9. Mercy	22	8-18, 6-12 ECC

() - First Place Votes

Preseason Player of the Year: Andrew Sischo, Daemen



MIKE MACDONALD

HEAD COACH • SIXTH SEASON • ST. BONAVENTURE, '88

The 2019-20 season will mark Mike MacDonald's sixth year as the Head Men's Basketball Coach at Daemen College. All he's done over the last half-decade is lead the Wildcats to the second-most wins among all Division II programs in New York State. Since being introduced as the sixth head coach in the modern history of the program on September 16, 2014, MacDonald has guided the Wildcats to a 105-43 overall record, wins in nearly 75 percent of their conference games (70-24 record) and five top-three finishes in the East Coast Conference standings.

MacDonald holds more than 30 years of collegiate coaching experience, including the last 22 as a head coach. In that time, he's compiled a record of 361-269 (.573 winning percentage) as a head coach, while also graduating 83 of the 86 seniors he has ever coached.

The 2018-19 season was the team's finest since transitioning to the NCAA Division II level. MacDonald led the Wildcats to a 24-6 record and the program's second ECC regular-season title. The Wildcats spent a combined 16 weeks ranked in the National Association of Basketball Coaches (NABC) and Division II Sports Information Directors of America (D2SIDA) top-25 national polls, and earned their first-ever NCAA tournament berth.

MacDonald recorded milestones and received several accolades along the way in 2018-19. His 350th career win came in dramatic fashion on January 18 as junior guard Breon Harris scored five points in the final 21 seconds to lift the Wildcats past Mercy 75-74. His 100th win at Daemen came February 10, placing MacDonald among an elite fraternity of coaches who have achieved at least 100 wins while coaching in each of the NCAA's three divisions. That achievement propelled him to HoopDirt.com Division II Coach of the Week honors, and he went on to be named the ECC Coach of the Year, the NABC District Coach of the Year and the Basketball Coaches Association of New York (BCANY) Division II Coach of the Year.

The Wildcat faithful become familiar with MacDonald's fiery style during the 2014-15 season as the veteran mentor guided Daemen to its fourth straight 20-win season, including a 13-7 mark in the East Coast Conference, good for a third-place finish in the final league standings. The fireworks got started before the season even officially began as MacDonald led the Wildcats to an 83-81 win in overtime over Canisius College in an exhibition game on November 11, 2014 at the Koessler Athletic Center. It was Daemen's first-ever victory against an NCAA Division I opponent.

MacDonald's official Daemen debut came just days later as his Wildcats walloped Concordia College (N.Y.), 88-50, in the opening round of the ECC-CACC Challenge before a raucous home crowd at Lumsden Gymnasium. MacDonald would go on to lead the team to wins in his first nine home games, extending the program's NCAA Division II-best home-court winning streak to 44 consecutive before a buzzer-beating three-pointer in overtime by eventual ECC Player of the Year Darian Hooker lifted N.Y. Institute of Technology past Daemen (85-84) to snap the streak on January 24, 2015.

Despite losing two starters to season-ending injuries, including first-team All-ECC selection Torrence Dyck, MacDonald helped the Wildcats advance to the postseason. With Daemen's teams still ineligible for ECC and/or NCAA Division II postseason, Daemen elected to partake in the United States Collegiate Athletic Association (USCAA) Division I National Championships in Uniontown, Pa., entering the tournament as the No. 1 overall seed. While there, MacDonald guided Daemen to wins over No. 8 Indiana-South Bend (69-63), No. 4 Concordia College (Ala.) (68-63) and No. 3 Rochester College (Mich.) (77-53) to capture the program's first USCAA national title, riding USCAA Division I Player of the Year and National Championships MVP Gerald Beverly to the tourney crown.

At the conclusion of the 2014-15 season, MacDonald was named the BCANY Division II Coach of the Year.

The 2015-16 season marked Daemen's first as a full-fledged NCAA Division II member, and it presented its share of challenges. Starting guards Supreme Hannah and Nick Petrucelli were lost to season-ending injuries, but that didn't stop MacDonald from leading the team to new and unprecedented heights. After opening the season with just three wins in their first eight outings, the Wildcats hit their stride after the calendar turned to January, scoring 15 wins in the final 19 games of the regular season.

A 94-81 win over Mercy on January 9 jump-started what turned out to be a nine-game winning streak. Included in the string was a miraculous 98-96 win over Roberts Wesleyan on January 12. Dyck's driving layup with four seconds remaining gave Daemen the lead after erasing a 22-point deficit over the final six minutes of the contest.

Daemen's 14-6 league record was good for a second-place finish in the final regular season standings, earning them the No. 2 seed and a bye into the semifinal round of the ECC Tournament which would mark the program's first-ever postseason berth at the NCAA Division II level. Taking on sixth-seeded Mercy in the semis, Daemen came through with a 103-102 win in overtime, advancing to the tournament finals. There, the Wildcats' season came to an end against top-seeded St. Thomas Aquinas.

THE MACDONALD FILE

Daemen College
Head Coach (2014-Present)

Medaille College
Head Coach (2006-14)

Canisius College
Head Coach (1997-06)

Canisius College
Assistant Coach (1988-97)

MACDONALD YEAR-BY-YEAR

1997-98.....	13-14, 9-9 MAAC
1998-99.....	15-12, 11-7 MAAC
1999-00.....	10-20, 8-10 MAAC
2000-01.....	20-11, 9-9 MAAC
2001-02.....	10-20, 5-13 MAAC
2002-03.....	10-18, 6-12 MAAC
2003-04.....	10-20, 5-13 MAAC
2004-05.....	11-18, 8-10 MAAC
2005-06.....	9-20, 6-12 MAAC
2006-07.....	11-14, 7-11 AMCC
2007-08.....	15-13, 9-9 AMCC
2008-09.....	21-7, 14-4 AMCC
2009-10.....	23-5, 16-4 AMCC
2010-11.....	21-8, 15-3 AMCC
2011-12.....	25-3, 17-1 AMCC
2012-13.....	18-11, 13-5 AMCC
2013-14.....	14-12, 13-5 AMCC
2014-15.....	21-10, 13-7 ECC
2015-16.....	19-10, 14-6 ECC
2016-17.....	19-9, 12-6 ECC
2017-18.....	22-8, 15-3 ECC
2018-19.....	24-6, 16-2 ECC

OVERALL RECORD.....361-269 (.586)

CANISIUS RECORD.....108-153 (.414)

MEDAILLE RECORD.....148-73 (.670)

DAEMEN RECORD.....105-43 (.709)

2019-20 DAEMEN MEN'S BASKETBALL GAME NOTES



The 2016-17 season saw MacDonald lead the Wildcats to 5-0 start out of the gates, including the veteran coach's 300th career win which came at Edinboro University (90-79) on November 23.

MacDonald's team would rebound from a four-game slide to rattle off 11 wins in 13 outings between mid-December and early-February. Included in the stretch was a 67-64 win over No. 23 St. Thomas Aquinas on January 4 - the Wildcats' first-ever victory against a ranked opponent at the NCAA Division II level. The Wildcats would go on to close the regular season at 18-8 overall and 12-6 in ECC play; the team's 12 league wins placed them fourth in the final ECC regular season standings.

Making their second straight ECC Tournament appearance, MacDonald led the Wildcats to a 73-71 win over fifth-seeded District of Columbia in the opening round. The win pushed the Wildcats' home record to 14-2 on the season, tying the team record for home wins in a season. The 2016-17 campaign came to an end in the semifinal round of the tournament where top-seeded St. Thomas Aquinas emerged victorious.

Before arriving at Daemen, MacDonald spent eight years leading the men's basketball team at Medaille College (2006-14) where he transformed the program into a regional contender at the NCAA Division III level. Inheriting a program that went

4-46 in the two years prior to his arrival, MacDonald's version of the Mavericks averaged 18 wins per season, while advancing to the postseason six times.

Medaille's emergence as a Division III power in the Northeast was cemented in MacDonald's final five seasons there, as he led the Mavericks to more wins (101) than any other Division III team in New York State, while ranking 17th nationally in wins during the same time frame.

MacDonald was named the Allegheny Mountain Collegiate Conference Coach of the Year on four occasions (2006-07, 2008-09, 2009-10, 2011-12). He left Medaille as the school's all-time leader in wins (148) and winning percentage (.670).

Prior to his stint at Medaille, MacDonald served as the head coach at Canisius College from 1997-2006, guiding the Golden Griffins to 108 wins which ranks him third in program history for coaching victories. While there, he was one of only five coaches in that program's storied history to orchestrate a 20-win season, and was named the 2000-01 BCANY Division I Co-Coach of the Year.

Before being elevated to the head coaching post at Canisius, MacDonald had been the Golden Griffins' top assistant coach under John Beilein, now the head coach of the NBA's Cleveland Cavaliers. In that role, MacDonald helped Canisius reach the 1996 NCAA Tournament in addition to two National Invitational Tournament appearances.

In addition to his coaching accomplishments, MacDonald brings a strong connection to the local community. His teams have been active with a number of community organizations in the greater Buffalo community and beyond, including the Boys and Girls Clubs of Buffalo, Blessed Sacrament Athletic Club and Coaches vs. Cancer. MacDonald and several of his players have also worked with the Drug Enforcement Administration and Mayor Byron Brown's office on the "Game Changers" program which provides academic and athletic opportunities for inner-city youths during the summer months.

A 1988 graduate of Saint Bonaventure University, MacDonald resides in Amherst with his wife Maura (nee Heary). The couple has raised four children - Matthew, Patrick, Nicholas and Mark. Matthew served as team captain during his collegiate career at the University of Pennsylvania and is now a player development assistant with the Brooklyn Nets. Patrick was a Division III All-American while playing at the State University of New York Maritime College, and is now enlisted in the United States Navy. Nicholas is a freshman on the basketball team at Niagara University where he plays for Beilein's son, Patrick.

MACDONALD VS. OPPONENTS (Daemen tenure only)

Bridgeport.....	5-6	Indiana-South Bend.....	1-0	Rochester (Mich.).....	1-0
Caldwell.....	2-0	Lake Erie.....	1-1	Saint Anselm.....	1-0
Concordia (Ala.).....	1-0	LIU Post.....	7-3	Saint Edward's.....	1-1
Concordia (N.Y.).....	1-0	Mercy.....	11-0	Saint Michael's.....	2-1
Dallas Baptist.....	1-0	Mercyhurst.....	0-4	Saint Rose.....	2-1
District of Columbia.....	9-2	Molloy.....	7-3	Saint Thomas (Fla.).....	1-0
Dominican (N.Y.).....	3-0	Nyack.....	2-0	Saint Thomas Aquinas.....	3-10
Dowling.....	4-0	New Haven.....	0-1	Salem (W.Va.).....	1-0
Edinboro.....	3-0	New York Tech.....	8-2	Slippery Rock.....	2-2
Felician.....	2-0	Post.....	1-0	Washington Adventist.....	1-0
Holy Family.....	0-2	Queens (N.Y.).....	8-2	Wilmington (Del.).....	2-0
Indianapolis.....	0-1	Roberts Wesleyan.....	11-0		

MACDONALD VS. CONFERENCES (Daemen tenure only)

Central Atlantic Collegiate Conference.....	12-2
Chicagoland Collegiate Athletic Conference.....	1-0
East Coast Conference.....	70-24
Great Lakes Valley Conference.....	0-1
Great Midwest Athletic Conference.....	1-1
Lone Star Conference.....	2-1
Northeast-10 Conference.....	5-3
Pennsylvania State Athletic Conference.....	5-6
The Sun Conference.....	1-0

MACDONALD VS. DIV. II REGIONS (Daemen tenure only)

Atlantic Region.....	6-6
East Region.....	87-28
Midwest Region.....	1-2
South Central Region.....	2-1

MACDONALD VS. NON-DIV. II OPP. (Daemen tenure only)

NAIA.....	4-0
USCAA.....	4-0

MACDONALD IN POSTSEASON (Daemen tenure only)

Overall.....	6-4
USCAA Tournament.....	3-0
NCAA Tournament.....	0-1
ECC Tournament.....	3-4

MACDONALD GAME SPLITS (Daemen tenure only)

Home.....	61-13
Away.....	37-25
Neutral.....	7-5

2019-20 DAEMEN MEN'S BASKETBALL GAME NOTES

WILDCATS BY THE NUMBERS (18-19)

DOUBLE DIGIT SCORING	18-19	ECC	CAREER
BARNES	2	2	2
BASDEN	1	1	1
BOOK	2	2	2
GARVIN	4	3	32
HAMILTON	17	9	55
HARRIS	20	13	33
LEE YAW	12	8	12
PETRUCELLI	1	-	10
REDBAND	21	12	54
SARKIS	10	7	39
SISCHO	27	17	52

20 + POINT GAMES	18-19	ECC	CAREER
GARVIN	-	-	2
HAMILTON	3	2	9
HARRIS	3	2	6
LEE YAW	2	2	2
PETRUCELLI	-	-	1
REDBAND	5	1	7
SARKIS	-	-	5
SISCHO	14	10	21

10 + REB GAMES	18-19	ECC	CAREER
GARVIN	-	-	2
HAMILTON	1	-	2
LEE YAW	1	1	1
REDBAND	1	1	2
SISCHO	17	10	25

5 + ASSIST GAMES	18-19	ECC	CAREER
GARVIN	1	1	8
HAMILTON	4	2	7
HARRIS	1	1	5
LEE YAW	2	2	2
PETRUCELLI	1	1	3
REDBAND	1	1	3
SARKIS	5	4	19

10 + ASSIST GAMES	18-19	ECC	CAREER
GARVIN	-	-	1
SARKIS	-	-	1

5 + BLOCK GAMES	18-19	ECC	CAREER
-	-	-	-

5 + STEAL GAMES	18-19	ECC	CAREER
HAMILTON	-	-	1
HARRIS	2	1	5

DOUBLE-DOUBLES	18-19	ECC	CAREER
GARVIN	-	-	1
HAMILTON	1	-	2
LEE YAW	1	1	1
REDBAND	1	1	1
SISCHO	17	10	25

GAMES STARTED	18-19	CAREER	CONSEC.
BARNES	1	1	-
GARVIN	6	76	-
HAMILTON	30	66	30
HARRIS	29	48	2
LEE YAW	7	7	-
PETRUCELLI	2	17	-
REDBAND	29	85	2
SARKIS	20	76	2
SISCHO	26	44	2

WHAT A RIDE

The 2018-19 season was one for the record books at Daemen as the Wildcats captured their second East Coast Conference regular season title, sat atop the regional rankings for much of the campaign, ascended into the top-25 national polls for the first time as an NCAA Division II member and garnered the program's first-ever NCAA Tournament bid. The Wildcats rattled off wins in 11 of their first 12 games, including a 78-72 defeat of previously unbeaten St. Anselm who came into the Jan. 2 contest ranked No. 4 in both Division II national polls. Daemen embarked on a 10-game winning streak beginning in mid-January, a stretch that vaulted them to the top of the regional poll and as high as No. 10 (D2SIDA) and No. 13 (NABC) in the top-25 national polls. It marked the Wildcats' longest winning streak since the 2013-14 season when they won 14 consecutive games. The Wildcats wrapped up the ECC regular season title with a 93-71 defeat of Bridgeport on March 3. They entered the ECC Championship tournament as the No. 1 seed, but were upset by fourth-seeded Bridgeport in game played at UB's Hubbell Gymnasium. Despite the conference tournament loss, Daemen was awarded an at-large bid to the NCAA Tournament, earning the No. 5 seed to the East Region Championship. They made their NCAA tourney debut March 16, but saw their season come to an end with a 72-67 loss to fourth-seeded New Haven. The team's 24 wins this season were the most since their transition to NCAA Division II.

BECOMING THE NORM

Daemen's 108-63 win over LIU Post last Feb. 15 was their 20th of the 2018-19 season. It marked Daemen's sixth 20-win campaign in the last eight seasons. Daemen has not won less than 19 games in a season since the 2010-11 campaign. Finishing the year at 24-6, it marked the program's most in a season since going 27-6 during the 2012-13 campaign, a year before the Wildcats began play as members of the East Coast Conference.

DEFENDING THE DEN

Daemen posted a 15-1 record at the friendly confines of Lumsden Gymnasium last season, reaching double-figure home wins for the seventh time in the last eight seasons, and establishing a new benchmark for home-court wins in a single season. Daemen's 14th home win of the season came on March 1 with an 89-69 defeat of Mercy, matching the prior

team record which was established during both the 1999-2000 and 2016-17 seasons. The Wildcats broke that mark with a 93-71 win over Bridgeport in the regular-season finale on March 3. The Wildcats have won 23 of their last 25 home games dating back to the 2017-18 season, as well as their last eight in a row. Since joining the ECC (2013-14 season), Daemen is 48-9 in home conference games (.842 winning percentage). Since the start of the 2011-12 season, Daemen is 97-14 at Lumsden Gymnasium (.874 winning percentage). Of those 14 losses, six have been decided by three points or fewer, including three by just a single point.

NATIONAL SPOTLIGHT

For the first time as a member of NCAA Division II, Daemen opens the season as a nationally-ranked team. The Wildcats are No. 22 in the NABC preseason top-25 poll which was released in late October. Daemen's preseason ranking comes after spending the final seven weeks of the 2018-19 season included in the NABC poll. The Wildcats debuted in the poll at No. 23 last January 29, and rose as high as No. 13 (Feb. 19) before finishing the season at No. 22. Daemen will play three games against teams included in the preseason top-25, and four more against teams that are presently receiving votes. The Wildcats open the regular season this Friday, Nov. 1 against No. 1 Northwest Missouri State University as part of the Small College Basketball National Hall of Fame Classic. The Bearcats are coming off a perfect 38-0 season, and have won two of the last three national championships. Additional games against top-25 teams come Nov. 16 when the Wildcats host No. 4 West Liberty University, and Jan. 1 at No. 21 Saint Anselm College. The Daemen-Saint Anselm matchup will the second in as many seasons. The Wildcats defeated the Hawks, then ranked No. 4 in the NABC poll, 78-72 at Lumsden Gymnasium last January.

EVERYTHING'S WAITING FOR YOU DOWNTOWN

Daemen will make their first-ever appearance at KeyBank Center, downtown Buffalo's largest sports venue, on Saturday, Nov. 23 when the Wildcats host Wilmington (Del.). The 19,000-seat arena has been the site of the NCAA Division I men's basketball tournament six times since its opening in 1996. The Daemen-Wilmington game comes as part of a doubleheader with Division I teams from Canisius and St. Bonaventure hitting the KeyBank hardwood that day as well.

TEAM STATISTICS (2018-19)

	ALL GAMES	HOME	AWAY	NON-CONF.	CONFERENCE	POSTSEASON
RECORD	24-6	15-1	8-4	8-4	16-2	0-2
SCORING	2455	1311	990	902	1553	144
POINTS/GAME	81.8	81.9	82.5	75.2	86.3	72.0
SCORING MARGIN	+ 10.8	+ 15.9	+ 5.8	+ 4.8	+ 14.8	-3.5
FG-ATT	872-1849	472-1006	344-718	312-691	560-1158	50-127
FG %	.472	.469	.479	.452	.484	.394
3-PT FG-ATT	255-659	136-353	101-258	96-251	159-408	15-46
3-PT %	.387	.385	.391	.382	.390	.326
3-PT MADE/GAME	8.5	8.5	8.4	8.0	8.8	7.5
FT-ATT	456-594	231-302	201-258	182-238	274-356	29-38
FT %	.768	.765	.779	.765	.770	.763
REBOUNDS	1179	635	473	439	740	73
REB/GAME	39.3	39.7	39.4	36.6	41.1	36.5
REB MARGIN	+ 6.0	+ 5.6	+ 7.2	+ 1.0	+ 9.3	-3.5
ASSISTS	448	239	184	154	294	24
ASSISTS/GAME	14.9	14.9	15.3	12.8	16.3	12.0
TURNOVERS	407	200	187	166	241	23
TO/GAME	13.6	12.5	15.6	13.9	13.4	11.5
TO MARGIN	+ 0.5	+ 2.8	-2.7	-0.2	+ 0.9	+ 2.5
AST/TO RATIO	1.1	1.2	1.0	0.9	1.2	1.0
STEALS	207	111	84	78	129	14
STL/GAME	6.9	6.9	7.0	6.5	7.2	7.0
BLOCKS	88	54	28	43	45	8
BLK/GAME	2.9	3.4	2.3	3.6	2.5	4.0

2019-20 DAEMEN MEN'S BASKETBALL GAME NOTES

MAN IN THE MIDDLE

Redshirt-junior center Andrew Sischo headlines Daemen's returning players after earning East Coast Conference and Division II Conference Commissioner's Association East Region Player of the Year honors in 2018-19. A two-time first-team All-ECC selection, Sischo has been downright dominant over the last two seasons for the Wildcats. He has set new team benchmarks for points scored by a freshman (462) and sophomore (585), and is already one of only 10 players in program history with 1,000 points and 500 rebounds. Sischo recorded 17 double-doubles last season, ranking first among all ECC players and sixth nationally, while also becoming just the sixth player in team history to average a double-double (20.9 ppg, 10.1 rpg) for an entire season.

THREE-DICULOUS SHOOTING

Over his first three collegiate seasons, forward Jeff Redband has established himself as one of the preeminent three-point shooters in the ECC, as well as among Daemen's all-time leaders. Redband is the first Daemen player with 60 or more three-pointers in three straight seasons since Brian Montanaro did so four straight times from 2002-06. A two-time All-ECC pick, including a second-team selection last season, Redband has appeared in all 88 games since the start of the 2016-17 season, making 85 starts and averaging 11.5 points and 4.7 rebounds per game. He ranks fourth in team history with 216 three-point field goals, and he's made at least one trifecta in 32 of the last 34 games.

BREAKOUT BREON

Senior guard Breon Harris has helped Daemen to wins in 41 of 49 games since he was inserted into the starting lineup midway through the 2017-18 season. He's been a third-team All-ECC selection in each of the last two seasons, and has also earned ECC Championships All-Tournament Team honors twice in his career. After making just two three-point field goals over the first 21 games of his career, Harris has racked up 82 trifectas in

his last 48 games, making at least one in 41 games. He swiped 70 steals as a sophomore, the third-highest single-season total in team history and making him the first player with at least 70 since Russell John totaled 73 in 1990-91. Harris added 53 steals to his career total last season, becoming just the fifth player to lead the Wildcats in steals at least twice, and the first player with 50+ steals in consecutive seasons since Mark Coppola in 2011-12 and 2012-13.

SHINING STAR-KIS

Redshirt-senior guard Jay Sarkis has been a fixture in the Daemen lineup since arriving on campus in 2015. A three-year starter, Sarkis has appeared in 82 of a possible 89 games (excluding a redshirt season in 2016-17), and made 76 starts. He's recorded at least one three-pointer in 68 games, totaling 147 triples in his career. Sarkis contributed 8.2 points and a team-best 3.1 assists per game in 2018-19. His finest season came a year earlier when he put up career-highs in points (372), assists (106) and rebounds (86), and finished the season ranking among the ECC's top-five statistical leaders in minutes (3rd), minutes per game (5th), three-point field goals (4th), three-point shooting percentage (5th) and assists (3rd).

FRESH FACES

The Wildcats welcome 10 new players to the fold this season to round out a large 20-player roster. While some of the newcomers are expected to redshirt, several are expected to make immediate impacts. Redshirt-senior guard Joey Wallace is the most experienced of the bunch. The son of former Syracuse star and NBA veteran John Wallace, Joey Wallace holds 85 games of Division II experience under his belt across parts of four seasons playing for Southern Connecticut State. The Rochester native contributed 8.7 points and 5.1 rebounds per game across his tenure there. Buffalo natives Donte Williams and Kyle Harris are also proven college players. Williams, a 6'4" guard/forward, has one season of remaining eligibility following previous stops at

He averaged 10.7 points and 5.2 rebounds per game for the Vulcans last season. Harris comes over after a prolific junior college career at Erie Community College where he played for head coach Alex Nwora, a Daemen graduate and inductee of the Daemen Hall of Fame. Harris brings a winning pedigree (47-17 record at ECC) and tremendous three-point shooting ability (166 three-pointers in the last two seasons) to the Wildcats. Big man Chris Luke (7'0", Jr., C) gives the Wildcats some depth at the center position and freshmen Keith Slack and Ryan Salzberg will compete for minutes.

GREAT ECC-XPECTATIONS

For the first time since joining the East Coast Conference, the league's coaches have predicted a first-place finish for Daemen. The Wildcats sit atop the 2019-20 ECC preseason poll which was released in late October. Daemen amassed 80 total points in the poll, grabbing eight of nine first-place votes. St. Thomas Aquinas College picked up the remaining first-place vote, finishing with 72 points in the poll to sit at No. 2. The University of Bridgeport (64 points) and defending ECC tournament champion Molloy College (53 points) round out the top four teams. Daemen holds an 87-27 all-time record in ECC contests dating back to the 2013-14 season. Only St. Thomas Aquinas (89-24) holds more wins in ECC games during that time frame. The Wildcats have finished third or better in all six seasons since joining the league.

SCORING BREAKDOWN (DAEMEN/OPPONENT - 2018-19)

GAME	PTS IN PAINT	PTS OFF TOs	2ND CH. PTS	1ST HALF	2ND HALF	OT	FT	FB	STARTERS	BENCH
CALDWELL	32/22	13/14	8/4	34/29	41/31	-	10/11	9/13	66/36	9/24
NYACK	40/30	18/17	11/13	36/37	47/35	-	19/18	6/14	64/52	19/20
at Mercyhurst	30/28	23/31	9/12	28/28	37/39	-	9/5	2/4	63/43	2/24
SLIPPERY ROCK	30/26	18/7	16/21	39/30	39/41	-	25/7	23/19	71/50	7/28
LAKE ERIE	38/26	15/10	9/16	37/21	34/30	-	10/8	12/3	53/40	18/11
at Roberts Wesleyan	42/30	24/14	10/2	30/23	48/47	-	16/11	0/2	72/64	6/6
at LIU Post	48/22	21/9	13/15	55/30	47/40	-	6/10	22/4	68/63	34/7
at NYIT	44/38	12/6	15/12	48/35	50/37	-	10/11	10/8	79/46	19/26
ST. MICHAEL'S	28/20	19/14	11/9	28/36	36/19	-	11/4	10/5	53/52	11/3
ST. ROSE	18/18	20/12	0/5	45/26	29/29	-	17/14	8/10	67/34	7/21
ST. ANSELM	28/30	8/12	12/4	27/32	51/40	-	12/11	14/14	58/60	20/12
vs. Dallas Baptist	26/16	15/15	9/11	37/36	50/44	-	16/11	2/5	75/71	12/9
at St. Edward's	24/28	8/22	7/15	39/55	44/55	-	24/25	4/8	56/69	27/41
MOLLOY	32/20	17/18	7/12	31/34	40/38	-	15/6	12/14	64/60	7/12
QUEENS	48/22	14/12	14/8	28/28	52/37	-	10/8	10/8	52/38	28/27
at Mercy	23/32	17/19	6/11	31/29	44/45	-	5/13	9/4	71/67	4/7
at Bridgeport	36/34	13/14	13/9	43/41	44/44	-	26/8	7/14	63/50	24/35
ST. THOMAS AQUINAS	42/40	19/12	7/14	26/33	42/35	14/11	17/16	22/16	71/64	11/15
DIST. COLUMBIA	40/28	28/5	25/2	48/32	47/34	-	16/4	26/10	66/52	29/14
ROBERTS WESLEYAN	42/24	18/6	17/8	44/29	39/35	-	19/7	24/2	78/46	5/18
at Molloy	44/26	13/15	28/12	50/30	39/45	-	17/16	10/10	75/50	14/25
at Queens	42/18	12/5	16/11	46/30	43/33	-	23/12	2/2	67/47	22/16
LIU POST	34/34	19/11	19/8	52/30	56/33	-	11/8	12/10	65/59	43/4
NYIT	40/28	21/23	9/9	34/33	53/39	-	18/17	18/20	67/52	20/20
at St. Thomas Aquinas	30/42	15/27	6/2	33/36	27/39	-	18/12	2/0	39/56	21/19
at Dist. Columbia	28/22	4/10	20/11	45/33	42/48	-	26/7	4/13	62/58	25/23
MERCY	34/22	15/5	16/9	37/42	52/27	-	9/7	6/10	47/51	42/18
BRIDGEPORT	42/28	17/15	17/15	41/40	52/31	-	12/12	14/16	35/43	58/28
at Bridgeport	30/36	13/20	9/15	39/31	38/48	-	21/25	8/11	67/51	10/28
vs. New Haven	34/16	13/10	9/6	30/39	37/33	-	8/24	4/10	48/66	19/6

2019-20 DAEMEN MEN'S BASKETBALL GAME NOTES

NORTHWEST MISSOURI STATE SCOUTING REPORT

Head coach Ben McCollum has presided over one of the top NCAA Division II programs in the country, posting a 241-75 overall record over his first 10 seasons at Northwest Missouri State. The Bearcats compete as members of the Mid-America Intercollegiate Athletics Association, and are ranked No. 1 in the NABC preseason top-25 poll following a perfect 38-0 campaign that culminated last spring with their 64-58 defeat of Point Loma in the national championship game. It marked NMSU's second national title in the last three years as they've posted a 100-5 record in that span. At the conference level, McCollum has led the Bearcats to six consecutive MIAA regular-season championships and four straight MIAA tournament crowns. Gone from last season's championship team is All-American and MIAA Player of the Year Joey Witthus (21.1 ppg), but the Bearcats bring back seven letterwinners, including four starters. That group is headlined by sophomore guard Trevor Hudgins (2018-19 MIAA Freshman of the Year, first-team All-MIAA) and junior forward Ryan Hawkins (MIAA Defensive Player of the Year, second-team All-MIAA). Hudgins shot 53% from the field and 46% from three-point range (72 three-pointers) while averaging 18.7 points per game. He also totaled 203 assists (5th nationally) and helped NMSU rank second nationally in assist/turnover ratio (1.78). Hawkins was stellar at both ends of the floor, averaging 13.9 points and a team-high 8.9 rebounds per game, while canning 81 three-pointers. He ranked seventh in the country with 83 steals. Incumbent starters Diego Bernard (Soph., G) and Ryan Welty (Sr., F) also return for the Bearcats. Not only did NSMU rattle of 38 straight wins, but they did so in dominant fashion; they're 20.7 scoring margin ranked first in the country, and they held opponents to just 61.7 points per game, third-best in the country. The Bearcats featured the three-point shot

a lot last season, launching 988 attempts from downtown (5th in the country). They ranked 22nd in made three-pointers per game (10.6) and ninth in three-point field goal percentage (40.6) among the national leaders. They also ranked sixth in overall field goal percentage (51.1). The Bearcats played Duke to a six-point game (69-63) in their only exhibition contest last Saturday. Hudgins nailed seven three-pointers and scored a game-high 27 points.

GAME-BY-GAME STARTERS (2018-19)

Game	1	2	3	4	5
CALDWELL	Sarkis	Harris	Hamilton	Redband	Sischo
NYACK	Garvin	Harris	Hamilton	Redband	Sischo
at Mercyhurst	Harris	Petrucelli	Hamilton	Redband	Sischo
SLIPPERY ROCK	Harris	Hamilton	Redband	Lee Yaw	Sischo
LAKE ERIE	Garvin	Harris	Hamilton	Redband	Sischo
at Roberts Wesleyan	Garvin	Harris	Hamilton	Redband	Sischo
at LIU Post	Harris	Hamilton	Redband	Lee Yaw	Sischo
at NYIT	Harris	Hamilton	Redband	Lee Yaw	Sischo
ST. MICHAEL'S	Garvin	Harris	Hamilton	Redband	Lee Yaw
ST. ROSE	Garvin	Harris	Hamilton	Redband	Lee Yaw
ST. ANSELM	Sarkis	Harris	Hamilton	Redband	Lee Yaw
vs. Dallas Baptist	Sarkis	Harris	Hamilton	Redband	Sischo
at St. Edward's	Sarkis	Harris	Hamilton	Redband	Sischo
MOLLOY	Sarkis	Harris	Hamilton	Redband	Sischo
QUEENS	Sarkis	Harris	Hamilton	Redband	Sischo
at Mercy	Sarkis	Harris	Hamilton	Redband	Sischo
at Bridgeport	Sarkis	Harris	Hamilton	Redband	Sischo
ST. THOMAS AQUINAS	Sarkis	Harris	Hamilton	Redband	Sischo
DIST. COLUMBIA	Sarkis	Harris	Hamilton	Redband	Sischo
ROBERTS WESLEYAN	Sarkis	Harris	Hamilton	Redband	Sischo
at Molloy	Sarkis	Harris	Hamilton	Redband	Sischo
at Queens	Sarkis	Harris	Hamilton	Redband	Sischo
LIU POST	Sarkis	Harris	Hamilton	Redband	Sischo
NYIT	Sarkis	Harris	Hamilton	Redband	Sischo
at St. Thomas Aquinas	Sarkis	Harris	Hamilton	Redband	Sischo
at Dist. Columbia	Sarkis	Harris	Hamilton	Redband	Sischo
MERCY	Sarkis	Harris	Hamilton	Redband	Sischo
BRIDGEPORT	Garvin	Barnes	Petrucelli	Hamilton	Lee Yaw
at Bridgeport	Sarkis	Harris	Hamilton	Redband	Sischo
vs. New Haven	Sarkis	Harris	Hamilton	Redband	Sischo

INDIVIDUAL STATISTICAL RANKS (18-19)

PLAYER	STAT	ECC	NCAA II
POINTS PER GAME			
Andrew Sischo	20.9	2nd	34th
Jeff Redband	13.0	11th	-
Breon Harris	11.8	20th	-
Deion Hamilton	11.7	21st	-
REBOUNDS PER GAME			
Andrew Sischo	10.1	2nd	16th
Jeff Redband	5.5	18th	-
ASSISTS PER GAME			
Jay Sarkis	3.1	5th	-
Deion Hamilton	2.4	17th	-
Quinn Lee Yaw	2.3	18th	-
BLOCKS PER GAME			
Andrew Sischo	1.0	7th	-
Jeff Redband	0.8	10th	-
STEALS PER GAME			
Breon Harris	1.8	2nd	84th
FIELD GOAL %			
Andrew Sischo	56.8	1st	22nd
Quinn Lee Yaw	56.4	3rd	-
Jeff Redband	45.8	14th	-
FIELD GOALS MADE			
Andrew Sischo	229	2nd	26th
Jeff Redband	127	13th	-
Deion Hamilton	126	14th	-
Breon Harris	118	20th	-
3-POINT FG %			
Jeff Redband	44.1	2nd	20th
Jay Sarkis	40.9	7th	-
Breon Harris	35.9	16th	-
3-POINT FG MADE			
Jeff Redband	79	3rd	80th
Breon Harris	55	7th	-
Deion Hamilton	40	20th	-
FREE THROW %			
Deion Hamilton	87.0	2nd	-
Breon Harris	75.6	10th	-
Andrew Sischo	72.8	14th	-
FREE THROWS MADE			
Andrew Sischo	123	3rd	75th
Breon Harris	62	19th	-
Deion Hamilton	60	20th	-
ASSIST/TURNOVER RATIO			
Trevor Book	8.0	1st	-
Jeff Redband	1.6	5th	158th
Jay Sarkis	1.6	7th	-
Darius Garvin	1.3	12th	-
Nick Petrucelli	1.3	16th	-
MINUTES			
Jeff Redband	936	7th	-
Deion Hamilton	897	10th	-
Breon Harris	834	16th	-
Andrew Sischo	834	16th	-
MINUTES PER GAME			
Jeff Redband	31.2	13th	-
Jay Sarkis	30.7	14th	-
Deion Hamilton	29.9	17th	-
Andrew Sischo	29.8	18th	-

2019-20 DAEMEN MEN'S BASKETBALL GAME NOTES

DAEMEN'S RECORD WHEN...

	2018-19
AT HOME	15-1
ON THE ROAD	8-4
NEUTRAL SITE GAME	1-0
IN NOVEMBER	4-1
IN DECEMBER	5-0
IN JANUARY	7-2
IN FEBRUARY	6-1
IN MARCH	2-1
LEAD AT HALFTIME	18-1
TIED AT HALFTIME	1-1
TRAIL AT HALFTIME	5-3
SCORE LESS THAN 60 PTS	0-0
SCORE 60-69 PTS	1-2
SCORE 70-79 PTS	7-2
SCORE 80-89 PTS	11-1
SCORE 90-99 PTS	3-0
SCORE 100+ PTS	2-0
ALLOW LESS THAN 60 PTS	3-0
ALLOW 60-69 PTS	7-1
ALLOW 70-79 PTS	11-3
ALLOW 80-89 PTS	3-0
ALLOW 90-99 PTS	0-0
ALLOW 100+ PTS	0-1
+ REBOUND MARGIN	19-2
- REBOUND MARGIN	4-3
REBOUNDS ARE TIED	0-1
SHOOT 50% OR BETTER	11-0
SHOOT UNDER 50%	13-5
OPPONENT SHOOTS 50% +	3-2
OPPONENT SHOOTS > 50%	21-3
ON MONDAYS	2-0
ON TUESDAYS	0-0
ON WEDNESDAYS	2-1
ON THURSDAYS	0-0
ON FRIDAYS	8-2
ON SATURDAYS	4-1
ON SUNDAYS	8-1

MISCELLANEOUS STATS

STARTING LINEUPS

W/L	G	G	G/F	F	F/C
14-4	Sarkis	Harris	Hamilton	Redband	Sischo
3-0	Garvin	Harris	Hamilton	Redband	Sischo
0-1	Harris	Petrucelli	Hamilton	Redband	Sischo
3-0	Harris	Hamilton	Redband	Lee Yaw	Sischo
2-0	Garvin	Harris	Hamilton	Redband	Lee Yaw
1-0	Sarkis	Harris	Hamilton	Redband	Lee Yaw
1-0	Garvin	Barnes	Petrucelli	Hamilton	Lee Yaw

WIN/LOSS MARGIN

	1	2	3	4	5	6	7	8	9	10	11-15	16-20	20-29	30+
Wins	1	1	1			2	2	1	1		5	3	5	2
Losses	1	2									1		1	

LEADS & DEFICITS

Daemen's Biggest Halftime Lead	25 at LIU Post (12/14/18)
Daemen's Biggest Halftime Lead Lost	8 at Bridgeport (3/9/19)
Daemen's Biggest Halftime Deficit	16 at St. Edward's (1/6/19)
Daemen Biggest Halftime Deficit Overcome	7 vs. St. Thomas Aquinas (1/25/19)
Daemen's Biggest Margin Of Victory	45 vs. LIU Post (2/15/19)
Daemen's Biggest Margin Of Defeat	27 at St. Edward's (1/6/19)

DOUBLE-FIGURE SCORING

Andrew Sischo	26
Breon Harris	21
Jeff Redband	20
Deion Hamilton	17
Quinn Lee Yaw	12
Jay Sarkis	10
Darius Garvin	3
Dmarco Barnes	2
Trevor Book	2
Ziv Basden	1
Nick Petrucelli	1

DOUBLE-FIGURE REBOUNDING

Andrew Sischo	17
Jeff Redband	1
Deion Hamilton	1
Quinn Lee Yaw	1

DOUBLE-DOUBLES

Andrew Sischo	17
Jeff Redband	1
Deion Hamilton	1
Quinn Lee Yaw	1

20-POINT SCORERS

Andrew Sischo	14
Jeff Redband	5
Breon Harris	3
Deion Hamilton	3
Quinn Lee Yaw	2

30-POINT SCORERS

Andrew Sischo	4
---------------	---

IN THE POLLS (2018-19)

D2SIDA NATIONAL POLL	NABC NATIONAL POLL	D2SIDA REGIONAL POLL	NCAA REGIONAL RANKINGS
Nov. 13 RV	Preseason RV	Nov. 12 3	Feb. 20 2
Nov. 20 -	Nov. 13 -	Nov. 19 7	Feb. 27 2
Nov. 27 -	Nov. 20 -	Nov. 26 6	Mar. 6 2
Dec. 4 -	Nov. 27 -	Dec. 3 5	
Dec. 11 -	Dec. 4 -	Dec. 10 4	
Dec. 21 -	Dec. 11 RV	Dec. 20 4	
Jan. 8 14	Dec. 18 RV	Jan. 7 1	
Jan. 15 19	Jan. 15 -	Jan. 14 1	
Jan. 22 17	Jan. 22 RV	Jan. 21 2	
Jan. 29 14	Jan. 29 23	Jan. 28 1	
Feb. 5 13	Feb. 5 20	Feb. 4 1	
Feb. 12 11	Feb. 12 15	Feb. 11 1	
Feb. 19 10	Feb. 19 13	Feb. 18 1	
Feb. 26 19	Feb. 26 22		
Mar. 5 12	Mar. 5 19		
Mar. 12 RV	Mar. 12 22		

THE LAST TIME

THE LAST TIME A DAEMEN PLAYER...

Scored 20-29 points.....	Andrew Sischo (20) vs. Bridgeport, 03/03/19
Scored 30-39 points.....	Andrew Sischo (36) at Molloy, 02/08/19
Scored 40-49 points.....	Gerald Beverly (40) vs. Concordia (Ala.), 03/05/14
Made 10 field goals.....	Andrew Sischo (11-16) vs. NYIT, 02/17/19
Made 10 free throws.....	Andrew Sischo (11-12) vs. Slippery Rock, 11/24/18
Made 5-9 three-pointers.....	Jeff Redband (7-12) vs. LIU Post, 02/15/19
Made 10 three-pointers.....	David Skolen (12-18) vs. Waynesburg, 11/15/89
Had 10-14 rebounds.....	Andrew Sischo (11) vs. Mercy, 03/01/19
Had 15-19 rebounds.....	Andrew Sischo (16) at Molloy, 02/08/19
Had 20 rebounds.....	Andrew Sischo (23) vs. Molloy, 02/16/18
Had 10 assists.....	Darius Garvin (10) at St. Thomas Aquinas, 02/02/18
Had 5 blocks.....	Arif Mehmetaj (6) at Mercy, 01/28/17
Had 5 steals.....	Breon Harris (6) at St. Thomas Aquinas, 02/22/19
Had a double-double.....	Andrew Sischo (14 pts, 11 rebs) vs. Mercy, 03/01/19
Had 20 points and 20 rebounds.....	Andrew Sischo (36 pts, 23 rebs) vs. Molloy, 02/16/18
Had consecutive double-doubles.....	Andrew Sischo (4), 02/17/19, 02/22/19, 02/24/19, 03/01/19
Scored go-ahead points in final 15 seconds of win.....	Deion Hamilton (FG with 14 seconds remaining) vs. St. Thomas Aquinas, 01/25/19

THE LAST TIME A DAEMEN TEAM...

Allowed 50 points or fewer.....	vs. Dominican (W, 60-49), 11/12/16
Won by 20-29 points.....	vs. Bridgeport (W, 93-71), 03/03/19
Won by 30 points.....	vs. LIU Post (W, 108-63), 02/15/19
Scored 90+ points.....	vs. Bridgeport (W, 93-71), 03/03/19
Scored 100+ points.....	vs. LIU Post (W, 108-63), 02/15/19
Had 50 rebounds.....	vs. LIU Post (54), 02/15/19
Shot 50% or better from the field.....	vs. NYIT (31-59, 52.5%), 02/17/19
Shot 60% or better from the field.....	at NYIT (38-63, 60.3%), 12/16/18
Shot 50% or better from three-point range (min. 10 attempts).....	vs. Bridgeport (11-22, 50%), 03/03/19
Shot 60% or better from three-point range (min. 10 attempts).....	vs. NYIT (10-16, 62.5%), 01/14/18
Shot 90% or better from free throw line (min. 10 attempts).....	vs. LIU Post (11-12, 91.7%), 02/15/19
Finished without a three-point field goal.....	vs. Queens (0-12), 11/09/12
Made 10-14 three-pointers.....	vs. Bridgeport (11-22), 03/03/19
Made 15 three-pointers.....	vs. LIU Post (19-39), 02/15/19
Had 10 blocked shots.....	vs. Indianapolis (10), 12/18/14
Had 10 steals.....	at St. Thomas Aquinas (13), 02/22/19
Had 20 assists.....	vs. Mercy (20), 03/01/19
Had 4 players in double figures.....	at Bridgeport (Harris 18, Hamilton 14, Sarkis 14, Sischo 11, Redband 10), 03/09/19
Had 5 players in double figures.....	at Bridgeport (Harris 18, Hamilton 14, Sarkis 14, Sischo 11, Redband 10), 03/09/19
Had 6 players in double figures.....	vs. Dist. Columbia (Sischo 19, Hamilton 14, Redband 13, Lee Yaw 13, Harris 10, Sarkis 10), 01/27/19
Had all 5 starters in double figures.....	at Bridgeport (Harris 18, Hamilton 14, Sarkis 14, Sischo 11, Redband 10), 03/09/19
Had 2 players score 20 points.....	vs. St. Thomas Aquinas (Sischo 26, Hamilton 22), 01/25/19
Had 2 players with 10 rebounds.....	at Molloy (Sischo 16, Redband 11), 02/08/19
Had 2 players record a double-double.....	at Molloy (Sischo 36 pts/16 rebs, Redband 13 pts/11 rebs), 02/08/19
Won in overtime.....	vs. St. Thomas Aquinas (W, 82-79), 01/25/19
Lost in overtime.....	at Dist. Columbia (L, 90-84), 12/03/16
Scored 80 points or more and lost.....	at St. Edward's (L, 110-83), 01/06/19
Scored 90 points or more and lost.....	at Dominican (L, 98-93, OT), 01/07/14
Allowed 60 points or fewer and lost.....	vs. St. Thomas Aquinas (L, 60-57), 03/03/18
Played a nationally-ranked opponent.....	vs. No. 11/No. 12 St. Thomas Aquinas (W, 82-79, OT), 01/25/19
Defeated a nationally-ranked opponent.....	vs. No. 11/No. 12 St. Thomas Aquinas (W, 82-79, OT), 01/25/19


TUNE-UPS

In preparation for the 2019-20 regular season, Daemen played a trio of exhibition contests, including two against highly-touted Division I programs Buffalo and Syracuse. Despite having just seven days of practice under their belt, Daemen opened the brief exhibition season with a 111-73 loss against a Buffalo team that spent the majority of the 2018-19 season ranked among the top-25 teams in the country, finishing the year with a 32-4 overall record and a trip to the second round of the NCAA tournament. Less than 48 hours later the Wildcats made their first-ever appearance at the iconic Carrier Dome on the campus of SU, falling to the Orange and legendary head coach Jim Boeheim 90-71. It left as a decent a feeling as one can have following a 19-point defeat at the Wildcats played SU even (43-43) over the final 20 minutes. The exhibition slate wrapped up on Oct. 29 with Daemen blasting Mohawk (116-54) out of the Ontario Colleges Athletic Association. Andrew Sischo led the Wildcats by averaging 18.3 points and 10.3 rebounds over the three contests. He put up 28 points and 12 rebounds against Buffalo, numbers that no player has achieved against the Bulls in the last three seasons, and followed up with another

double-double (15 points, 12 rebounds) at Syracuse. Breon Harris netted a team-high 23 points at the Carrier Dome, and finished the exhibition slate averaging 10.7 points per game. Newcomer Joey Wallace also made his presence felt, averaging 10.0 points, 4.0 rebounds and 3.3 assists per game.

FIRST THINGS FIRST

Daemen will bring a 17-game winning streak in regular-season openers into Friday's contest vs. Northwest Missouri State. The wins in that span have come over 14 different opponents. Fisher (Mass.), Wilfrid Laurier (Ont.) and Caldwell are the only opponents Daemen has defeated twice in season openers during the streak. The Wildcats' average margin of victory during the streak is an astonishing 23.8 points per game; in the team's six season openers since beginning to play a full Division II schedule, the average margin of victory is 18.2 points per game. Just two games - a 68-65 final over Toronto in 2011, and a 62-57 final over Felician in 2017 - have been decided by single digits. Daemen has gone over 100 points in three of the last seven season openers; the high-water mark came in 2013 when they downed Ohio Valley 111-90. Daemen's last loss in a season opener came at the Spring Hill College (Ala.) Tournament against the hosts on Nov. 2, 2001, falling 75-35.



National Association of Basketball Coaches NCAA Division II Men's Basketball Rankings October 29, 2019 (Pre-Season Poll)

	Record	Points	Last
1. Northwest Missouri State	38-0	400	1
2. Nova Southeastern (Fla.)	29-4	375	5
3. Bellarmine (Ky.)	28-5	353	7
4. West Liberty (W.Va.)	28-5	305	9
5. UC San Diego	26-8	294	NR
6. Lincoln Memorial (Tenn.)	20-9	278	NR
7. West Texas A&M	34-4	266	3
8. Queens (N.C.)	31-5	247	10
9. Southern Nazarene (Okla.)	29-6	239	13
10. Missouri Southern	25-8	220	NR
11. Indiana (Pa.)	30-3	213	2
12. Valdosta State (Ga.)	24-7	203	21
13. Augusta (Ga.)	28-6	162	16
14. Colorado School of Mines	25-6	144	14
15. Northern State (S.D.)	26-7	135	19
16. Alabama Huntsville	24-8	127	NR
17. Findlay (Ohio)	28-5	120	8
18. Southern Indiana	26-9	109	NR
19. Ashland (Ohio)	23-7	102	NR
20. St. Edward's (Texas)	30-4	83	4
21. Saint Anselm (N.H.)	26-6	68	20
22. Daemen (N.Y.)	24-6	63	22
23. Concordia (Calif.)	23-11	60	NR
24. Tarleton State (Texas)	21-10	46	NR
25. Morehouse (Ga.)	20-5	39	NR

Records final from 2018-19 season.

Last ranking is from final ranking of 2018-19 season.

Others receiving votes: Azusa Pacific (Calif.) 38, Cal Poly Pomona 38, Jefferson (Pa.) 38, Augustana (S.D.) 36, Seattle Pacific (Wash.) 36, USC Aiken 31, Florida Southern 30, Bowie State (Md.) 28, Christian Brothers (Tenn.) 26, Bentley (Mass.) 25, Washburn (Kan.) 25, Davenport (Mich.) 22, Barry (Fla.) 19, St. Thomas Aquinas (N.Y.) 18, New Haven (Conn.) 17, Catawba (N.C.) 15, Southeastern Oklahoma State 14, Minnesota State 13, UNC Pembroke 13, Lewis (Ill.) 12, Point Loma (Calif.) 9, Western Oregon 8, Cal State East Bay 6, Fort Hays State (Texas) 6, Chaminade (Hawaii) 5, Emmanuel (Ga.) 5, East Stroudsburg (Pa.) 4, Bridgeport (Conn.) 3, Lynn (Fla.) 2, Western Washington 2, Belmont Abbey (N.C.) 1, Dixie State (Utah) 1, Indianapolis (Ind.) 1, Saint Martin's (Wash.) 1, Slippery Rock (Pa.) 1.

Weekly Poll Notes:

Defending national champion Northwest Missouri State is atop the NABC/Division II pre-season for the second time in three years and in both cases, it comes after winning the previous year's national championship. Northwest is the only school to hold the top ranking in the pre-season poll after winning a national title over the last eight years.

A total of 60 schools received votes in the pre-season poll and all 23 NCAA Division II conferences have at least one of its teams listed either among the top 25 or receiving votes.

The Mid-America Intercollegiate Athletics Association and South Atlantic Conference have two teams apiece in the top 10 (Northwest Missouri State and Missouri Southern from the MIAA; Lincoln Memorial and Queens, N.C., from the SAC), while the expanded Lone Star Conference is the only conference with three in the top 25 (West Texas A&M, St. Edward's and Tarleton State).

Six of the eight schools in last year's Elite Eight are among the teams listed in the pre-season top 25. National finalist Point Loma was among those that received votes.

With Northwest Missouri State and Nova Southeastern holding the top two spots in the pre-season poll, it marks the 13th time since the 1996-97 season – the first year in which a pre-season poll was produced – that the top two ranked teams had played in the previous year's Elite Eight. The last time was prior to the 2016-17 season with West Liberty and Lincoln Memorial.

A total of 14 schools that were in last year's pre-season top 25 are also in this year's. Bellarmine is listed in the pre-season rankings for the 11th straight season, while West Liberty is among that group for a 10th straight year. Meanwhile, Nova Southeastern, Ashland, St. Edward's, Daemen and Concordia (Calif.) are in the pre-season rankings for the first time ever.

Six teams in the pre-season poll will be in action on the first day of competition on Friday, including No. 1 Northwest Missouri State against No. 22 Daemen and No. 6 West Texas A&M facing No. 7 Lincoln Memorial in the Hall of Fame Classic in St. Joseph, Mo.

2019-20 DAEMEN MEN'S BASKETBALL GAME NOTES



#2 BREON HARRIS

Senior • Guard • 5-9 • Niagara Falls, N.Y. • Niagara Falls

SEASON STATS (2018-19)

PPG	RPG	APG	FG%	3FG%	FT%
11.8	3.3	2.1	.395	.359	.756

PREVIOUS GAME (vs. Mohawk, 10/29/19)

MIN	PTS	REBS	ASTS	BLKS	STLS
16	3	2	1	0	4

CAREER NOTES: Since being inserted into the starting lineup midway through the 2017-18 season, Harris has helped Daemen to wins in 41 of the last 49 games...contributed 13.4 points, 5.6 rebounds and 3.8 assists while shooting 51 percent from the field over the final 19 games of the 2017-18 season...has made at least one three-pointer in 41 of the last 48 games, knocking down 82 three-pointers in that span (had just two three-pointers in the first 21 games of his career)...finished the 2017-18 season with 70 steals, ranking third in team history for a single season...first Daemen player with 70 steals in a season since Russell John had 73 in 1990-91...one of five players in team history to lead the team in steals at least twice...first Daemen player with 50+ steals in consecutive seasons since Mark Coppola in 2011-12 and 2012-13...two-time third-team All-ECC honoree...two-time ECC Championship all-tournament team honoree.

AS A JUNIOR (2018-19): Third-team All-ECC ... ECC Championships All-Tournament Team ... ECC Defensive Player of the Week for Dec. 29-30 ... ECC-CACC Challenge MVP ... appeared in all 30 games and made 29 starts ... finished third on the team and 20th in the ECC in scoring, averaging 11.8 points per game ... also led the team and finished second in the ECC with 53 steals ... second on the team and seventh in the ECC with 55 three-point field goals ... logged all 40 minutes and totaled 19 points in an early-season win over Nyack (11/10) ... posted back-to-back 20-point outings for the first time in his career, scoring 22 at NYIT (12/16) and 23 at home vs. Saint Michael's (12/29) ... made a season-high six three-pointers and scored a season-high 24 points, including five points in the final 21 seconds to help the Wildcats rally from a 74-70 deficit ... completed a steal and acrobatic layup all in one motion with 12 seconds remaining to put Daemen ahead for good ... netted 18 points in the ECC Championships semifinals vs. Bridgeport on Mar. 9 ... made his NCAA tournament debut on Nov. 16 vs. New Haven, scoring five points to go with six rebounds and four assists.

AS A SOPHOMORE (2017-18): Third-team All-ECC ... ECC Championships All-Tournament Team ... ECC Player of the Week for Jan. 8-14 ... enjoyed a breakout season, appearing in all 30 games and making 19 starts ... averaged 9.6 points, 4.1 rebounds, 3.1 assists and 2.3 steals per game while shooting 47.6% from the field ... led the team with 70 steals, becoming the first Daemen player with 60+ since Casey Sheehan (68) during the 2012-13 season ... also ranked second among all ECC players in total steals ... finished third on the team and seventh in the ECC with 94 assists ... recorded 13 games of 10 or more points and 20 games with at least two steals ... made the first start of his Daemen career Dec. 31 at St. Rose, helping the Wildcats snap the Golden Knights' 14-game home winning streak ... led Daemen to wins in 17 of the final 19 games of the season after being inserted into the starting lineup ... missed his first 14 three-point attempts of the season, but shot 27-for-71 (38%) from long range as a starter ... posted his first double-figure scoring game with 15 points in a road win at Salem on Jan. 6 ... dished out a season-high eight assists in a road win at Roberts Wesleyan on Jan. 10 ... scored 16 points and added seven rebounds and a season-high seven steals in a win over LIU Post on Jan. 12 ... shot a perfect 9-for-9 from the field and totaled 23 points, eight rebounds and six assists in a win over NYIT on Jan. 14 ... scored a season-high 28 points in a home loss to Bridgeport on Jan. 28 ... logged 48 minutes and totaled 21 points and nine boards in a 102-98 double-overtime defeat of Molloy on Feb. 16 ... averaged 14.0 points and 5.0 rebounds in two conference tournament games.

AS A FRESHMAN (2016-17): Appeared in 10 games, all in a reserve role ... averaged 1.0 points and 0.8 rebounds per game ... made his collegiate debut by scoring five points in 14 minutes to help Daemen to a win over Caldwell on Nov. 11.

AT NIAGARA FALLS HIGH SCHOOL: Two-year varsity player for the Niagara Falls Wolverines and coach Sal Constantino ...earned fourth-team All-WNY and fifth-team All-State honors as a senior when he averaged 13.2 points and 4.0 steals per game while leading the Wolverines to Niagara Frontier League and Section VI Class AA championships ... recipient of the NFL's Sportsmanship Award ... scholar athlete ... also played two seasons of varsity football.

PERSONAL: Born Breon Lavell Harris ... son of Brian and Elanda Harris ... has seven siblings - Brian, Brakia and Josiah Harris, Tyrah Isom, Sylvan Young, Darnell and Jheryl Carter ... hobbies include art ... goes by the nickname "Bo" ... majoring in Liberal Studies.

CAREER HIGHS

Points.....28 vs. Bridgeport (1/28/18)
Rebounds.....9 - 2 times
Assists.....8 @ Rob. Wesleyan (1/6/08)
Blocks.....2 - 5 times
Steals.....7 vs. LIU Post (1/12/18)
Minutes.....48 vs. Molloy (2/16/18)
FG.....10 vs. Bridgeport (1/28/18)
3FG.....6 @ Mercy (1/18/19)
FT.....9 @ Queens (2/10/19)

SEASON HIGHS (2018-19)

Points.....24 @ Mercy (1/18/19)
Rebounds.....8 vs. St. Anselm (1/2/19)
Assists.....5 @ Rob. Wesleyan (12/5/18)
Blocks.....2 vs. Dallas Baptist (1/4/19)
Steals.....6 @ St. Thomas Aq. (2/22/19)
Minutes.....40 vs. Nyack (11/10/18)
FG.....9 @ Mercy (1/18/19)
3FG.....6 @ Mercy (1/18/19)
FT.....9 @ Queens (2/10/19)

CAREER RANKINGS

Steals 126 14th

ECC RANKINGS (2018-19)

FG 118 20th
3FG 55 7th
3FG % .359 16th
FT 62 19th
FT % .756 10th
Assists 64 18th
Steals 53 2nd
Points 353 15th
Pts/Gm 11.8 20th

CAREER STATS

Year	G-GS	FG-FGA	Pct.	3FG-3FGA	Pct.	FT-FTA	Pct.	Reb.	Avg.	PF	A	TO	Blk.	St.	Pts.	Avg.
16-17	10-0	3-7	.429	2-6	.333	2-3	.667	8	0.8	5	3	3	0	3	10	1.0
17-18	30-19	108-227	.476	27-85	.318	46-72	.639	124	4.1	57	94	89	14	70	289	9.6
18-19	30-29	118-299	.395	55-153	.359	62-82	.756	99	3.3	67	64	59	9	53	353	11.8
Totals	70-48	229-533	.430	84-244	.344	110-157	.701	231	3.3	129	161	151	23	126	652	9.3

2019-20 DAEMEN MEN'S BASKETBALL GAME NOTES



#3 TAJMIN HOLT

Redshirt Sophomore • Guard • 6-3 • Rochester, N.Y. • Rochester Early College

SEASON STATS (2017-18)

PPG	RPG	APG	FG%	3FG%	FT%
0.0	0.0	0.0	.000	.000	.000

PREVIOUS GAME (vs. Mohawk, 10/29/19)

MIN	PTS	REBS	ASTS	BLKS	STLS
18	9	9	2	0	1

AS A SOPHOMORE (2018-19): Practiced only during a redshirt season.

AS A FRESHMAN (2017-18): Appeared in four games, all in a reserve role ... made his collegiate debut Nov. 11 vs. Nyack ... played a season-high four minutes in a road win at Mercy on Dec. 15.

AT ROCHESTER EARLY COLLEGE HIGH SCHOOL: Two-year varsity player for the Rochester Early College Cobras and coach John Geglia ... led the Cobras to back-to-back Section V championships ... two-time All-Greater Rochester first-team selection ... scholar athlete.

PERSONAL: Born Tajmin Emmanuel Holt on Dec. 25, 1998 in Rochester, N.Y. ... son of Natosche and Jamian Holt ... goes by "Taj" ... majoring in Social Work

CAREER HIGHS

Points.....	N/A
Rebounds.....	N/A
Assists.....	N/A
Blocks.....	N/A
Steals.....	N/A
Minutes.....	4 @ Mercy (12/15/17)
FG.....	N/A
3FG.....	N/A
FT.....	N/A


SEASON HIGHS (2018-19)

Points.....	N/A
Rebounds.....	N/A
Assists.....	N/A
Blocks.....	N/A
Steals.....	N/A
Minutes.....	N/A
FG.....	N/A
3FG.....	N/A
FT.....	N/A

CAREER STATS

Year	G-GS	FG-FGA	Pct.	3FG-3FGA	Pct.	FT-FTA	Pct.	Reb.	Avg.	PF	A	TO	Blk.	St.	Pts.	Avg.
17-18	4-0	0-0	.000	0-0	.000	0-0	.000	0	0.0	0	0	0	0	0	0	0.0
Totals	4-0	0-0	.000	0-0	.000	0-0	.000	0	0.0	0	0	0	0	0	0	0.0

2019-20 DAEMEN MEN'S BASKETBALL GAME NOTES



#4 JEFFREY DUAH

Junior • Guard • 5-7 • Bronx, N.Y. • South Bronx

SEASON STATS (2018-19)

PPG	RPG	APG	FG%	3FG%	FT%
0.1	0.3	0.6	.000	.000	.333

PREVIOUS GAME (vs. Mohawk, 10/29/19)

MIN	PTS	REBS	ASTS	BLKS	STLS
12	6	0	5	0	2

AS A JUNIOR (2018-19): Appeared in nine games, all in a reserve role ... averaged 0.3 points and 0.1 rebounds per game ... played a season-high 10 minutes in a road win at LIU Post on Dec. 14 ... dished out two assists in a home win over Mercy on Mar. 1.

AS A SOPHOMORE (2017-18): Made the team as a walk-on ... appeared in 11 games, all in a reserve role ... averaged 0.1 points and 0.2 rebounds per game ... made his collegiate debut on Nov. 11 vs. Nyack ... scored his first career field goal against Roberts Wesleyan on Jan. 6.

AS A FRESHMAN (2016-17): Played as a member of Daemen's JV team.

AT SOUTH BRONX HIGH SCHOOL: Two-year varsity player for the South Bronx Phoenix and coach Michael Lamb ... member of the National Honor Society.

PERSONAL: Born Jeffrey Duah on Jan. 24, 1998 in Bronx, N.Y. ... son of William and Juliet Duah ... has two siblings - Princess and Emmanuel Duah ... enjoys playing soccer and modeling ... majoring in Social Work.

CAREER HIGHS

Points.....2 @ Rob. Wesleyan (1/6/18)
Rebounds.....1 - 4 times
Assists.....2 vs. Mercy (3/1/19)
Blocks.....N/A
Steals.....N/A
Minutes.....10 @ LIU Post (12/14/18)
FG.....1 @ Rob. Wesleyan (1/6/18)
3FG.....N/A
FT.....1 vs. Lake Erie (11/26/18)

SEASON HIGHS (2018-19)

Points.....1 vs. Lake Erie (11/26/18)
Rebounds.....1 - 3 times
Assists.....2 vs. Mercy (3/1/19)
Blocks.....N/A
Steals.....N/A
Minutes.....10 @ LIU Post (12/14/18)
FG.....N/A
3FG.....N/A
FT.....1 vs. Lake Erie (11/26/18)

CAREER STATS

Year	G-GS	FG- FGA	Pct.	3FG- 3FGA	Pct.	FT- FTA	Pct.	Reb.	Avg.	PF	A	TO	Blk.	St.	Pts.	Avg.
17-18	10-0	1-2	.500	0-0	.000	0-0	.000	1	0.1	2	0	0	0	0	2	0.2
18-19	9-0	0-7	.000	0-2	.000	1-3	.333	3	0.3	0	5	3	0	0	1	0.1
Totals	19-0	1-9	.111	0-2	.000	1-3	.333	4	0.2	2	5	3	0	0	3	0.2



#5 JAY SARKIS

Redshirt-Senior • Guard • 6-1 • Rochester, N.Y. • Greece Athena

SEASON STATS (2018-19)

PPG	RPG	APG	FG%	3FG%	FT%
8.2	2.9	3.1	.387	.409	.810

PREVIOUS GAME (vs. Mohawk, 10/29/19)

MIN	PTS	REBS	ASTS	BLKS	STLS
17	10	1	4	0	0

CAREER NOTES: Three-year starter has appeared in 82 of a possible 89 games, and made 76 starts...has recorded at least one three-pointer in 68 games...quarterbacked the Wildcats to an appearance in the ECC Championship finals as a freshman...was a four-time ECC Rookie of the Week honoree that season...sat out the 2016-17 season with an injury...returned to the lineup in 2017-18 and put up career-highs in points (372), assists (106) and rebounds (86)...finished the 2017-18 season ranking among the ECC's top-five statistical leaders in minutes (3rd), minutes per game (5th), three-point field goals (4th), three-point shooting percentage (5th) and assists (3rd).

AS A REDSHIRT JUNIOR (2018-19): Appeared in 23 games and made 20 starts ... averaged 8.2 points, 2.9 rebounds and a team-high 3.1 assists per game ... suffered an injury in the team's season-opening game vs. Caldwell on Nov. 9, keeping him out until Dec. 29 ... totaled nine points off the bench in his return to the court vs. Saint Michael's ... made his return to the starting lineup vs. #4/#4 Saint Anselm on Jan. 2, helping Daemen to a 78-72 win by logging 35 minutes and totaling 13 points and six rebounds ... made a season-high five three-pointers and totaled a season-high 19 points in a neutral-site win vs. regionally-ranked Dallas Baptist on Jan. 4 ... helped Daemen avenge an earlier loss by scoring 13 points at Molloy on Feb. 8 ... notched 15 points in the regular season finale vs. Bridgeport on Mar. 3 ... made his NCAA tournament debut Mar. 16 vs. New Haven, scoring six points in 34 minutes.

AS A REDSHIRT SOPHOMORE (2017-18): Third-team All-ECC ... returned from injury to appear in and start all 30 contests ... led the team and ranked third among the ECC leaders with 106 total assists, becoming the first Daemen player with 100+ since Supreme Hannah (109) in 2014-15 ... also finished third on the team and 15th in the ECC in scoring, averaging 12.4 points per game ... also finished fourth in free throw percentage (.843) and three-point field goals (68) among the ECC leaders ... made at least one three-pointer in 27 games, and multiple three-pointers 22 times ... recorded the first 20-point game of his career in a win over Wilmington on Nov. 18 ... scored 19 points on 8-of-11 shooting in a road win at Saint Rose on Dec. 31 ... scored 20 points in a home win over NYIT on Jan. 14 ... dished a season-high 11 assists in a road win at Queens on Jan. 21, becoming the first Daemen player with at least 10 assists in a game since Hannah (Dec. 17, 2014 vs. St. Thomas) ... scored a season-high 24 points in wins at District of Columbia (2/4) and NYIT (2/25) ... scored 18 points in Daemen's ECC Championships opening round win over Roberts Wesleyan on Feb. 28.

AS A SOPHOMORE (2016-17): Suffered an injury during a preseason workout that kept him out for the entire season ... medical redshirt.

AS A FRESHMAN (2015-16): Four-time ECC Rookie of the Week selection, the most of any player in the conference ... appeared in all 29 games and made 26 starts ... averaged 8.5 points, 2.5 rebounds and 2.3 assists per game ... finished second on the team and 20th in the ECC with 68 total assists ... made his collegiate debut Nov. 13 vs. Wilmington, scoring five points and dishing two assists in 11 minutes ... recorded his first double-figure scoring game with 11 points in a home loss to Mercyhurst on Nov. 24 ... made his first career start Dec. 1 at Slippery Rock ... reached double figures in four straight games from Jan. 24 through Feb. 7, including a season-high 19 points at District of Columbia (1/29) ... also scored 19 points against NYIT on Feb. 21 ... made five three-pointers for the second straight game, and totaled 17 points at Molloy on Feb. 26 ... scored the go-ahead basket with 35 seconds left in overtime, and totaled 13 points to help Daemen past Mercy 103-102 in the ECC Championships semifinals on Mar. 5.

AT GREECE ATHENA HIGH SCHOOL: Four-year varsity player for the Greece Athena Trojans and coach Jim Johnson ... set new school records for assists in a career and three-pointers in a game ... led the Trojans to three consecutive Section V championships ... three-time first-team All-Greater Rochester and first-team All-County selection ... 12th-team All-State as a junior, seventh-team All-State as a senior ... scholar athlete and high honor roll student ... also active on the AAU circuit with RAP Elite.

PERSONAL: Born Jay Sarkis on Oct. 31, 1996 in Rochester, N.Y. ... son of Thomas and Janine Sarkis ... has two brothers - Nick and Cody Sarkis ... hobbies include poker, racquetball, volleyball and swimming ... majoring in Marketing.

CAREER HIGHS

Points.....24 - 2 times
Rebounds.....7 vs. Bridgeport (3/3/19)
Assists.....11 @ Queens (1/21/18)
Blocks.....1 vs. Dist. Columbia (1/27/19)
Steals.....4 vs. Queens (1/24/16)
Minutes.....48 vs. Molloy (2/16/18)
FG.....8 - 2 times
3FG.....6 @ NYIT (2/25/18)
FT.....11 @ Dist. Columbia (2/4/18)

SEASON HIGHS (2018-19)

Points.....19 vs. Dallas Baptist (1/4/19)
Rebounds.....7 vs. Bridgeport (3/3/19)
Assists.....8 @ Mercy (1/18/19)
Blocks.....1 vs. Dist. Columbia (1/27/19)
Steals.....2 - 3 times
Minutes.....37 @ Bridgeport (1/20/18)
FG.....7 vs. Dallas Baptist (1/4/19)
3FG.....5 vs. Dallas Baptist (1/4/19)
FT.....8 vs. Rob. Wesleyan (2/2/19)

CAREER RANKINGS

Assists	245	14th
3FG	147	9th
3FG %	.430	5th
FT %	.840	2nd
Gm Starts	76	T-9th

CAREER STATS

Year	G-GS	FG-FGA	Pct.	3FG-3FGA	Pct.	FT-FTA	Pct.	Reb.	Avg.	PF	A	TO	Blk.	St.	Pts.	Avg.
15-16	29-26	79-169	.467	41-89	.461	48-56	.857	72	2.5	44	68	47	0	21	247	8.5
17-18	30-30	117-263	.445	68-160	.425	70-83	.843	86	2.9	51	106	83	0	20	372	12.4
18-19	23-20	58-150	.387	38-93	.409	34-42	.810	67	2.9	33	71	44	1	12	188	8.2
Totals	82-76	254-582	.436	147-342	.430	152-181	.840	225	2.7	128	245	174	1	53	807	9.8

2019-20 DAEMEN MEN'S BASKETBALL GAME NOTES



#10 DONTÉ WILLIAMS

Freshman • Guard/Forward • 6-4 • Buffalo, N.Y. • Bishop Timon/St. Jude • Cal University

SEASON STATS (2018-19 @ CALIFORNIA-PA)

PPG	RPG	APG	FG%	3FG%	FT%
10.7	5.2	0.7	.443	.284	.642

PREVIOUS GAME (vs. Mohawk, 10/29/19)

MIN	PTS	REBS	ASTS	BLKS	STLS
16	6	5	0	1	1

AT CALIFORNIA UNIVERSITY (PA.): Member of the Cal Vulcans for two seasons, including a redshirt year in 2017-18... appeared in 21 games and made 17 starts during the 2018-19 season, averaging 10.7 points and 5.2 rebounds per game while shooting 44.3 percent from the field... named to the Cal U AD Honor Roll.

AT SOUTHEASTERN IOWA COMMUNITY COLLEGE: Played in 30 games with 23 starts from 2015-17... averaged 11.8 points, 4.0 rebounds and 0.8 assists per game... ranked fourth on the team in scoring... collected one double-double... scored in double-digits 17 times.

PERSONAL: Son of Richard and Gloria Williams... has three brothers and one sister... played AAU for ICC Truth... majoring in sport management

CAREER HIGHS (DAEMEN ONLY)

Points.....N/A
Rebounds.....N/A
Assists.....N/A
Blocks.....N/A
Steals.....N/A
Minutes.....N/A
FG.....N/A
3FG.....N/A
FT.....N/A

SEASON HIGHS (2018-19 @ CAL.)

Points.....19 vs. Slippery Rock (1/9/19)
Rebounds.....12 @ Slip. Rock (2/2/19)
Assists.....4 @ Gannon (1/5/19)
Blocks.....2 @ Clarion (3/2/19)
Steals.....4 @ Slippery Rock (2/2/19)
Minutes...39 vs. Slippery Rock (1/9/19)
FG.....7 vs. Gannon (2/13/19)
3FG.....3 vs. E. Stroudsburg (12/19/18)
FT.....7 vs. Slippery Rock (1/9/19)

CAREER STATS

Year	G-GS	FG-FGA	Pct.	3FG-3FGA	Pct.	FT-FTA	Pct.	Reb.	Avg.	PF	A	TO	Blk.	St.	Pts.	Avg.
18-19	21-17	82-185	.443	27-95	.284	34-53	.642	110	5.2	47	15	37	21	21	225	10.7
Totals	21-17	82-185	.443	27-95	.284	34-53	.642	110	5.2	47	15	37	21	21	225	10.7



#12 KYLE HARRIS

Junior • Guard • 6-3 • Buffalo, N.Y. • Park School • Erie CC

SEASON STATS (2018-19 @ ERIE CC)

PPG	RPG	APG	FG%	3FG%	FT%
13.3	4.3	1.9	.405	.354	.825

PREVIOUS GAME (vs. Mohawk, 10/29/19)

MIN	PTS	REBS	ASTS	BLKS	STLS
11	5	2	3	1	1

AT ERIE COMMUNITY COLLEGE: Appeared in 61 contests and made 57 starts over two seasons playing for the ECC Kats and head coach and Daemen Hall of Famer Alex Nwora... averaged 13.7 points, 4.2 rebounds, 2.0 assists and 1.2 steals per game while shooting 41.9 percent from the field and 37.5 percent from three-point range... totaled 166 three-point field goals and 837 points... helped the Kats to a 47-17 overall record and two trips to the NJCAA National Championships.

AT PARK SCHOOL: Helped turn the Park Pioneers into a household name among WNY basketball fans... earned first-team All-Catholic honors as a senior when he averaged 13.3 points, 3.5 rebounds, 2.3 assists and 1.4 steals per game, while helping the Pioneers to a 20-4 record and an appearance in the Manhattan Cup finals.

CAREER HIGHS (DAEMEN ONLY)

Points.....	N/A
Rebounds.....	N/A
Assists.....	N/A
Blocks.....	N/A
Steals.....	N/A
Minutes.....	N/A
FG.....	N/A
3FG.....	N/A
FT.....	N/A

SEASON HIGHS (2018-19)

Points.....	N/A
Rebounds.....	N/A
Assists.....	N/A
Blocks.....	N/A
Steals.....	N/A
Minutes.....	N/A
FG.....	N/A
3FG.....	N/A
FT.....	N/A

2019-20 DAEMEN MEN'S BASKETBALL GAME NOTES



#14 DA'SHAWN HINES

Redshirt Sophomore • Guard • 5-10 • Amherst, N.Y. • Amherst

SEASON STATS (2017-18)

PPG	RPG	APG	FG%	3FG%	FT%
0.5	0.1	0.1	.500	.000	1.000

PREVIOUS GAME (vs. Mohawk, 10/29/19)

MIN	PTS	REBS	ASTS	BLKS	STLS
11	5	0	0	0	0

AS A SOPHOMORE (2018-19): Practiced only during a redshirt season

AS A FRESHMAN (2017-18): Appeared in 11 games, all in a reserve role... averaged 0.5 points, 0.1 rebounds and 0.1 assists per game while shooting 50 percent from the field... made his collegiate debut Dec. 17 at Bridgeport... scored his first career basket and totaled a season-high five points Jan. 6 at Roberts Wesleyan.

AT AMHERST HIGH SCHOOL: Was an honorable mention All-WNY selection while lettering for the Amherst Tigers and coach Chris Kensy.

CAREER HIGHS

Points.....5 @ Rob. Wesleyan (1/6/18)
 Rebounds.....1 vs. Dist. Col. (1/10/18)
 Assists...1 vs. Dist. Columbia (1/10/18)
 Blocks.....N/A
 Steals.....1 @ Rob. Wesleyan (1/6/18)
 Minutes.....2 - 2 times
 FG.....2 @ Rob. Wesleyan (1/6/18)
 3FG.....N/A
 FT.....1 (1/6/18)

SEASON HIGHS (2018-19)

Points.....N/A
 Rebounds.....N/A
 Assists.....N/A
 Blocks.....N/A
 Steals.....N/A
 Minutes...N/A
 FG.....N/A
 3FG.....N/A
 FT.....N/A

CAREER STATS

Year	G-GS	FG-FGA	Pct.	3FG-3FGA	Pct.	FT-FTA	Pct.	Reb.	Avg.	PF	A	TO	Blk.	St.	Pts.	Avg.
17-18	11-0	2-4	.500	0-1	.000	1-1	1.000	1	0.1	1	1	1	0	1	5	0.5
Totals	11-0	2-4	.500	0-1	.000	1-1	1.000	1	0.1	1	1	1	0	1	5	0.5



#15 KEITH SLACK

Freshman • Guard • 5-8 • Rochester, N.Y. • Gates Chili

SEASON STATS

PPG	RPG	APG	FG%	3FG%	FT%
0.0	0.0	0.0	.000	.000	.000

PREVIOUS GAME (vs. Mohawk, 10/29/19)

MIN	PTS	REBS	ASTS	BLKS	STLS
13	9	3	3	1	3

AT GATES CHILI HIGH SCHOOL: Three-time team MVP... finest season came as a senior when he earned All-Greater Rochester and Monroe County Division II Co-Player of the Year accolades... scored 40 or more points five times, including a 47-point outing in the Section V Class AA semifinals, Gates Chili's furthest sectional playoff advancement in 10 seasons... averaged 21.2 points per game... was a Class AA All-State 11th Team selection.

CAREER HIGHS

Points.....	N/A
Rebounds.....	N/A
Assists.....	N/A
Blocks.....	N/A
Steals.....	N/A
Minutes.....	N/A
FG.....	N/A
3FG.....	N/A
FT.....	N/A

SEASON HIGHS

Points.....	N/A
Rebounds.....	N/A
Assists.....	N/A
Blocks.....	N/A
Steals.....	N/A
Minutes.....	N/A
FG.....	N/A
3FG.....	N/A
FT.....	N/A



#20 RYAN SALZBERG

Freshman • Guard • 6-4 • Manlius, N.Y. • Bridgton Academy

SEASON STATS

PPG	RPG	APG	FG%	3FG%	FT%
0.0	0.0	0.0	.000	.000	.000

PREVIOUS GAME

MIN	PTS	REBS	ASTS	BLKS	STLS
0	0	0	0	0	0

AT BRIDGTON ACADEMY: Finished scholastic career playing at the prestigious prep institution in Maine... according to New England Recruiting Report, Salzberg ranked as the number 10 prospect coming out of Maine in the class of 2019... named Bridgton's team MVP and was an honorable mention All-NEPSAC selection.

PERSONAL: Born Ryan Michael Salzberg on Oct. 13, 1999 in Manlius, N.Y.... son of Christina & Thomas Salzberg... has one sister, Sabrina Salzberg... hobbies include listening to music and hanging out with friends... lists going to Europe as something on his bucket list... favorite television show is All American... favorite movie is Creed... favorite musical artist is Quavo... favorite holiday is Christmas... favorite vacation spot is Long Beach Island... dream job is to be professional basketball player... majoring in business administration.

CAREER HIGHS

Points.....	N/A
Rebounds.....	N/A
Assists.....	N/A
Blocks.....	N/A
Steals.....	N/A
Minutes.....	N/A
FG.....	N/A
3FG.....	N/A
FT.....	N/A

SEASON HIGHS

Points.....	N/A
Rebounds.....	N/A
Assists.....	N/A
Blocks.....	N/A
Steals.....	N/A
Minutes.....	N/A
FG.....	N/A
3FG.....	N/A
FT.....	N/A



#22 ANDREW SISCHO

Redshirt-Junior • Center • 6-9 • Guilderland, N.Y. • Guilderland

SEASON STATS (2018-19)

PPG	RPG	APG	FG%	3FG%	FT%
20.9	10.1	1.1	.586	.500	.728

PREVIOUS GAME (vs. Mohawk, 10/29/19)

MIN	PTS	REBS	ASTS	BLKS	STLS
14	12	7	1	0	0

CAREER NOTES: Already ranks as one of the top players in program history after just two seasons...two-time first-team All-ECC pick...also earned ECC Rookie of the Year honors following the 2017-18 season...has earned 15 ECC weekly honors in his career (8 Rookie of the Week, 6 Player of the Week, 1 Defensive Player of the Week)...team record-holder for points scored by a freshman (462) and sophomore (585)...one of 10 players in team history with 1,000 points and 500 rebounds.

AS A REDSHIRT SOPHOMORE (2018-19): Daemen College Male Athlete of the Year ... NABC Honors Court ... D2CCA All-America Second Team ... NABC All-District First Team ... D2CCA All-East Region First Team & Regional Player of the Year ... East Coast Conference Player of the Year & All-ECC First Team ... Bevo Francis Award Top 100, 50 & 25 Watch Lists ... five-time ECC Player of the Week (Nov. 5-11, Nov. 19-25, Dec. 3-9, Feb. 4-10, Feb. 11-17) ... ECC Defensive Player of the Week (Dec. 31-Jan. 6) ... ECC-CACC Challenge All-Tournament Team ... ECC Preseason Player of the Year ... appeared in 28 of the team's 30 games, and made 26 starts ... shot 58.6% from the field and averaged team-highs of 20.9 points and 10.1 rebounds per game ... just the sixth player in team history to average a double-double for an entire season, and the first since Gerald Beverly (20.0 ppg, 12.0 rpg) in 2014-15 ... just the seventh player in team history to average at least 20 points per game for an entire season, and the first since Torrence Dyck (21.9 ppg) in 2015-16 ... ranks seventh in program history in both points and rebounds per game for a single season ... 585 total points ranks eighth in team history for a single season, and are the most ever by a sophomore ... 283 total rebounds ranks ninth in team history for a single season, and third-most ever by a sophomore ... 229 made goals is the fourth-highest total in team history ... ranked eighth in team history for single-season FG% ... also led the team in blocks (28), free throws made (123) and attempted (169), and averaged 29.8 minutes per game ... led the ECC in FG%, and finished second among the league leaders in scoring and rebounding ... recorded 17 double-doubles, ranking first among all ECC players and sixth in the country ... also ranked among the national statistical leaders in FG% (22nd), offensive rebounds per game (10th), rebounds per game (16th) and points per game (35th) ... scored 10+ points in all but one game, including 14 games of 20 or more ... recorded double-doubles in the first six games of the season, including a 32-point, 18-rebound outing in a come-from-behind win at Roberts Wesleyan, a game that was broadcast as part of the NCAA Division II Showcase ... suffered an injury during a game Dec. 16 at NYIT that kept him out of the team's next two games ... returned to action Jan. 2, coming off the bench to log 35 minutes and total 20 points in a 78-72 win over #4/#4 St. Anselm ... scored 26 points and grabbed 11 rebounds in an 82-79 overtime win over #11/#12 St. Thomas Aquinas on Jan. 25 ... had back-to-back 30-point games, going for 32 in a home win over Roberts Wesleyan (2/2) and a career-high-matching 36 with 16 rebounds in a road win over Molloy (2/8) ... made a career-high 16 field goals in the win over Molloy, matching the program record for field goals in a game set by Ralph Henderson on Feb. 6, 1988 ... scored 20 points, including the 1,000th of his career, in a regular-season finale win over Bridgeport (3/3) which clinched the ECC regular season championship for Daemen ... became the 24th member of Daemen's 1,000-point club ... scored 19 points in Daemen's first-ever NCAA tournament game vs. New Haven on March 16.

AS A REDSHIRT FRESHMAN (2017-18): Daemen College Male Athlete of the Year ... All-ECC First Team & ECC Rookie of the Year ... Eight-time ECC Rookie of the Week (Nov. 20-26, Dec. 11-17, Dec. 18-31, Jan. 1-7, Jan. 15-21, Jan. 29-Feb. 4, Feb. 5-11, Feb. 19-25), the most for any player in the conference since John Petrucelli of Molloy earned nine such selections during the 2010-11 season ... ECC Co-Player of the Week for Feb. 12-18 ... ECC-CACC Challenge All-Tournament Team ... appeared in all 30 games, and made 18 starts ... led the team in scoring (15.4 ppg), rebounding (8.7 rpg), field goals made (195) and attempted (345), field goal percentage (.565) and blocks (25) ... finished among the ECC leaders in scoring (7th), rebounding (2nd), field goal percentage (3rd) and blocks (7th) ... 462 total points are the most by a Daemen freshman in team history ... also recorded the second-most rebounds ever by a Daemen freshman (261) ... scored 10+ points in 25 games, including 21 of the final 22 games of the season ... made his collegiate debut on Nov. 10 vs. Felician, scoring 11 points off the bench ... shot 12-for-20 from the field and totaled 24 points in a road loss at Slippery Rock on Nov. 26 ... shot 12-for-14 and totaled 27 points in an ECC road win at Mercy on Dec. 15 ... recorded his first double-double with 23 points and 11 rebounds in a road loss at St. Michael's on Dec. 30 ... made his first career start on Dec. 31 at St. Rose, scoring 22 points in a Daemen win that snapped the Golden Knights' 14-game home winning streak ... led the Wildcats to a 17-2 record after being inserted into the starting lineup ... played a season-high 45 minutes in a 102-98 double overtime win over Molloy on Feb. 16, recording season-highs of 36 points and 23 rebounds ... scored 13 points and grabbed 17 rebounds in the ECC Championship semifinals vs. St. Thomas Aquinas on Mar. 3.

AS A FRESHMAN (2016-17): Practiced only during a redshirt season.

AT GUILDERLAND HIGH SCHOOL: Two-year varsity player for the Guilderland Dutchmen and coach Michael Parks ... led the Dutchmen to a 17-5 record and an appearance in the Section II Class AA championship game as a senior ... named to the Section II All-Tournament Team as a junior ... scholar athlete ... also played on AAU circuit for Albany City Rocks.

PERSONAL: Born Andrew David Sischo on June 18, 1998 in Albany, N.Y. ... son of Kevin and Deanna Sischo ... has one sister, Emily Sischo ... enjoys playing basketball with friends and helping out at different basketball camps ... majoring in Sport Management.

CAREER HIGHS

Points.....36 - 2 times
Rebounds.....23 vs. Molloy (2/16/18)
Assists.....3 - 5 times
Blocks.....4 vs. Lake Erie (11/26/18)
Steals.....3 - 2 times
Minutes.....45 vs. Molloy (2/16/18)
FG.....16 @ Molloy (2/8/19)
3FG.....1 - 6 times
FT.....12 vs. Molloy (2/16/18)

SEASON HIGHS

Points.....36 @ Molloy (2/8/19)
Rebounds....18 @ Rob. Wes. (12/5/18)
Assists.....3 - 2 times
Blocks.....4 vs. Lake Erie (11/26/18)
Steals.....3 @ Molloy (2/8/19)
Minutes.....39 - 2 times
FG.....16 @ Molloy (2/8/19)
3FG.....1 - 4 times
FT.....11 vs. Slippery Rock (11/24/18)

CAREER RANKINGS

Points	1,047	22nd
Pts/Gm	18.1	3rd
Rebounds	544	8th
Reb/Gm	9.4	1st
Blocks	53	20th
FG	424	15th
FG %	.576	5th

CAREER STATS

Year	G-GS	FG-FGA	Pct.	3FG-3FGA	Pct.	FT-FTA	Pct.	Reb.	Avg.	PF	A	TO	Blk.	St.	Pts.	Avg.
17-18	30-18	195-345	.565	3-17	.176	69-106	.651	261	8.7	71	28	65	25	11	462	15.4
18-19	28-26	229-391	.586	4-8	.500	123-169	.728	283	10.1	72	30	58	28	24	585	20.9
Totals	58-44	424-736	.576	7-25	.280	192-275	.698	544	9.4	143	58	123	53	35	1047	18.1

2019-20 DAEMEN MEN'S BASKETBALL GAME NOTES



#23 JOEY WALLACE

Redshirt-Senior • Guard • 6-4 • Rochester, N.Y. • Immaculate • So. Connecticut St. Univ.

SEASON STATS (2018-19 @ SOUTHERN CONNECTICUT STATE)

PPG	RPG	APG	FG%	3FG%	FT%
8.1	5.4	1.8	.461	.333	.618

PREVIOUS GAME (vs. Mohawk, 10/29/19)

MIN	PTS	REBS	ASTS	BLKS	STLS
16	13	7	5	0	1

AT SOUTHERN CONNECTICUT STATE UNIVERSITY: Appeared in 85 games and made 61 starts over parts of four seasons playing for the SCSU Owls and coach Scott Burrell... averaged 8.7 points and 5.1 rebounds per game while shooting 42.9 percent from the field... took a medical redshirt following the 2017-18 season after he was limited by injuries to just three games played... earned NE-10 Conference All-Rookie Team honors as freshman when he appeared in all 30 games... best season came in 2016-17 when he averaged 10.6 points, 5.7 rebounds and 4.6 assists per game... led the Owls to a 59-33 record and two NCAA tournament berths in his three full seasons.

AT IMMACULATE HIGH SCHOOL: Was an All-State selection while playing for the Immaculate Mustangs and coach Nelson Mingachos... also lettered in football.

PERSONAL: Born Joseph Wallace on Sept. 2, 1996 in Rochester, N.Y.... son of John Wallace and Michelle Bolger... father John played collegiately at Syracuse University, and was the 18th pick in the 1996 NBA Draft by the New York Knicks... has four siblings: John, Jr., Nia, Jojo and Jade Wallace... hobbies include listening to music and spending time with family... favorite television show is The Fresh Prince of Bel-Air... favorite movie is He Got Game... favorite musical artist is A Boogie Wit The Hoodie... favorite holiday is Christmas... favorite vacation spot is Myrtle Beach... dream job is President of the United States.

CAREER HIGHS (DAEMEN ONLY)

Points.....	N/A
Rebounds.....	N/A
Assists.....	N/A
Blocks.....	N/A
Steals.....	N/A
Minutes.....	N/A
FG.....	N/A
3FG.....	N/A
FT.....	N/A

SEASON HIGHS (2018-19 @ SCSU)

Points.....	22 vs. St. Rose (2/9/19)
Rebounds.....	13 @ St. Anselm (3/3/19)
Assists.....	7 vs. Concordia (12/19/18)
Blocks.....	4 @ LIU Post (1/2/19)
Steals.....	4 @ Slippery Rock (2/2/19)
Minutes.....	40 @ Le Moyne (2/16/19)
FG.....	8 @ St. Anselm (3/3/19)
3FG.....	4 vs. St. Rose (2/9/19)
FT.....	4 vs. St. Rose (2/9/19)

CAREER STATS

Year	G-GS	FG-FGA	Pct.	3FG-3FGA	Pct.	FT-FTA	Pct.	Reb.	Avg.	PF	A	TO	Blk.	St.	Pts.	Avg.
15-16	29-22	78-184	.424	27-75	.360	34-59	.576	123	4.2	66	95	52	2	27	217	7.5
16-17	28-24	102-243	.420	26-78	.333	68-89	.764	160	5.7	69	129	93	13	41	298	10.6
17-18	3-3	13-34	.382	3-9	.333	3-8	.375	21	7.0	7	8	13	1	7	32	10.7
18-19	25-12	77-168	.458	20-60	.333	21-34	.618	129	5.2	61	42	33	8	22	195	7.8
Totals	85-61	270-629	.429	76-222	.342	126-190	.663	433	5.1	203	274	191	24	97	742	8.7



#24 ZIV BASDEN

Redshirt-Sophomore • Forward • 6-5 • Nassau, Bahamas • Redemption Christian

SEASON STATS (2018-19)

PPG	RPG	APG	FG%	3FG%	FT%
2.1	1.5	0.1	.778	.000	.545

PREVIOUS GAME (vs. Mohawk, 10/29/19)

MIN	PTS	REBS	ASTS	BLKS	STLS
12	9	4	0	0	0

AS A REDSHIRT FRESHMAN (2018-19): Iron Wildcat Award recipient ... appeared in 16 games and averaged 2.1 points and 1.5 rebounds per game ... made his collegiate debut by playing two minutes in Daemen's season-opening win over Caldwell on Nov. 9 ... recorded his first double-figure scoring game with 13 points, and added nine rebounds in a season-high 21 minutes at LIU Post on Dec. 14 ... scored eight points and grabbed eight rebounds in only nine minutes vs. LIU Post on Feb. 15.

AS A FRESHMAN (2017-18): Practiced only during a redshirt season.

AT REDEMPTION CHRISTIAN ACADEMY: Averaged 14 points, 8 rebounds and 2 assists per game as a senior for the Redemption Christian Lions and coach Tristian Wilchcombe ... scholar athlete ... helped the Lions win the Tarkanian Classic championship in Las Vegas ... participant in the Slam Magazine National Post-Graduate Invitational Tournament ... member of the National Honor Society and the National Society of High School Scholars.

PERSONAL: Born Ziv Hamal Basden on Jan. 1, 1998 in Nassau, Bahamas ... son of Rudolph Basden and Joyann Roberts ... step-son of Kermit Mackey ... has four sisters - Brittany, Tia, Rudeena and Mcquel Basden ... enjoys watching television, going shopping, working out, reading and chilling with friends ... majoring in Sport Management.

CAREER HIGHS

Points.....13 @ LIU Post (12/14/18)
Rebounds.....9 @ LIU Post (12/14/18)
Assists.....1 @ LIU Post (12/14/18)
Blocks.....N/A
Steals.....1 - 2 times
Minutes.....21 @ LIU Post (12/14/18)
FG.....5 @ LIU Post (12/14/18)
3FG.....N/A
FT.....3 @ LIU Post (12/14/18)

SEASON HIGHS

Points.....13 @ LIU Post (12/14/18)
Rebounds.....9 @ LIU Post (12/14/18)
Assists.....1 @ LIU Post (12/14/18)
Blocks.....N/A
Steals.....1 - 2 times
Minutes.....21 @ LIU Post (12/14/18)
FG.....5 @ LIU Post (12/14/18)
3FG.....N/A
FT.....3 @ LIU Post (12/14/18)

CAREER STATS

Year	G-GS	FG-FGA	Pct.	3FG-3FGA	Pct.	FT-FTA	Pct.	Reb.	Avg.	PF	A	TO	Blk.	St.	Pts.	Avg.
18-19	16-0	14-18	.778	0-1	.000	6-11	.545	24	1.5	7	1	5	0	2	34	2.1
Totals	16-0	14-18	.778	0-1	.000	6-11	.545	24	1.5	7	1	5	0	2	34	2.1



#25 RYAN BRADLEY

Redshirt Freshman • Forward • 6-7 • Niagara Falls, N.Y. • Canisius

SEASON STATS

PPG	RPG	APG	FG%	3FG%	FT%
0.0	0.0	0.0	.000	.000	.000

PREVIOUS GAME (vs. Mohawk, 10/29/19)

MIN	PTS	REBS	ASTS	BLKS	STLS
17	7	8	1	0	0

AS A FRESHMAN (2018-19): Practiced only during a redshirt season.

AT CANISIUS HIGH SCHOOL: Three-year varsity player for the Canisius Crusaders and coach Kyle Husband ... two-time team MVP and All-Catholic selection ... named the Msgr. Martin Athletic Association Player of the Year as a senior ... also a second-team All-WNY selection as a senior ... played on the AAU circuit for Corey Graham Elite.

PERSONAL: Born Ryan Thomas Bradley on June 29, 2000 in Niagara Falls, N.Y. ... son of Tom and Janice Bradley ... has two brothers - Kyle and Luke Bradley ... hobbies include fishing and boating ... majoring in Business Administration with a specialization in Marketing.

CAREER HIGHS

Points.....	N/A
Rebounds.....	N/A
Assists.....	N/A
Blocks.....	N/A
Steals.....	N/A
Minutes.....	N/A
FG.....	N/A
3FG.....	N/A
FT.....	N/A

SEASON HIGHS

Points.....	N/A
Rebounds.....	N/A
Assists.....	N/A
Blocks.....	N/A
Steals.....	N/A
Minutes...	N/A
FG.....	N/A
3FG.....	N/A
FT.....	N/A



#34 CHRIS LUKE

Junior • Center • 7-0 • Cortland, N.Y. • Cortland • Niagara County CC

SEASON STATS (2018-19 @ NIAGARA COUNTY CC)

PPG	RPG	APG	FG%	3FG%	FT%
3.5	4.3	0.4	.553	.000	.576

PREVIOUS GAME (vs. Mohawk, 10/29/19)

MIN	PTS	REBS	ASTS	BLKS	STLS
11	7	7	0	0	0

SEASON NOTES

Returned to the team after sitting out the 2017-18 season...appeared in a career-high 18 games and established new career benchmarks in nearly every statistical category...busted out by hitting a career-high five three-pointers and totaling a career-best 15 points in a road win at LIU Post on Dec. 14...it marked the first double-figure game of his career...also made multiple three-pointers in later wins over NYIT (Dec. 16) and LIU Post (Feb. 15)...reached double figures in the second win over LIU Post as well, totaling 11 points...was one of six players to record at least 10 three-pointers this season...made his first career start on Senior Day vs. Bridgeport, and totaled three points in five minutes of action.

CAREER NOTES

Appeared in 47 games over three seasons...transferred to Daemen midway through the 2014-15 season after starting his collegiate career at Post University (Conn.).

CAREER HIGHS (DAEMEN ONLY)

Points.....	N/A
Rebounds.....	N/A
Assists.....	N/A
Blocks.....	N/A
Steals.....	N/A
Minutes.....	N/A
FG.....	N/A
3FG.....	N/A
FT.....	N/A

SEASON HIGHS (2018-19)

Points.....	N/A
Rebounds.....	N/A
Assists.....	N/A
Blocks.....	N/A
Steals.....	N/A
Minutes.....	N/A
FG.....	N/A
3FG.....	N/A
FT.....	N/A

#44 JEFF REDBAND

Redshirt-Senior • Forward • 6-7 • Batavia, N.Y. • Batavia

SEASON STATS (2018-19)

PPG	RPG	APG	FG%	3FG%	FT%
13.0	5.5	1.6	.458	.441	.848

PREVIOUS GAME (vs. Mohawk, 10/29/19)

MIN	PTS	REBS	ASTS	BLKS	STLS
16	15	5	2	0	0

CAREER NOTES: Has appeared in all 88 games over the last three seasons, and made 85 starts...two-time All-ECC pick...was a four-time ECC Rookie of the Week selection during the 2016-17 season...selected to the NABC Honors Court for academic achievement following the 2017-18 season...first Daemen player with 60 or more three-pointers in three straight seasons since Brian Montanaro did so four times from 2002-06...has made at least one three-pointer in 32 of the last 34 games, and in 76 games during his career...has made multiple three-pointers in 60 games.

AS A REDSHIRT JUNIOR (2018-19): Second-team All-ECC ... NABC Honors Court ... two-time ECC Defensive Player of the Week (Nov. 26-Dec. 2, Feb. 4-10) ... ECC Player of the Week for Dec. 31-Jan. 6 ... ECC-CACC Challenge All-Tournament Team ... one of four players to appear in all 30 games ... also made 29 starts for the second consecutive season ... established new career-highs for points (389), points per game (13.0), rebounds (166), rebounds per game (5.5), field goals (127), three-point field goals (79), free throws (56), blocks (25) and steals (32) ... scored 10+ points in 21 games ... recorded at least one three-pointer in 28 games, and made multiple three-pointers 23 times ... first Daemen player with 70+ three-pointers in a season since Jordan Greene (75) in 2014-15 ... also recorded 5+ rebounds in 21 games ... scored 20+ points in three of four games between Dec. 31-Jan. 6 ... shot 6-for-7 from three-point range and scored a season-high with 23 points in a win over Saint Rose on Dec. 31 ... recorded the first double-double of his career with 13 points and 11 rebounds in a road win at Mercy on Feb. 8 ... made a career-high seven three-pointers and equaled his season-high point total (23) in a home win over LIU Post on Feb. 15 ... three-point barrage that night included the 200th of his career, just the fifth player in team history to do so ... became the 25th member of Daemen's 1,000-point club on Mar. 9 at Bridgeport ... made his NCAA tournament debut Mar. 16 vs. New Haven, scoring 11 points and grabbing six rebounds.

AS A REDSHIRT SOPHOMORE (2017-18): Third-team All-ECC ... *The Daily News* (Batavia) College Player of the Year ... NABC Honors Court ... appeared in all 30 games and made 29 starts ... averaged 11.2 points and 4.6 rebounds per game ... made a team-high 69 three-pointers, becoming the first Daemen player with 60+ in consecutive seasons since Brian Montanaro did so four straight years from 2002-06 ... finished third in three-point field goals and sixth in three-point shooting percentage (40.8) among the ECC leaders ... reached double figures in seven straight games from Nov. 26 through Dec. 30, including an 18-point outing at Lake Erie on Dec. 2 ... made five three-pointers and totaled 18 points in a road win at Roberts Wesleyan on Jan. 6 ... scored a season-high 19 points to lead Daemen past Dist. Columbia on Jan. 10 ... posted 18 points and a season-high nine rebounds at LIU Post on Feb. 23 ... scored 14 points in the ECC Championships semifinals vs. Saint Thomas Aquinas on Mar. 3.

AS A REDSHIRT FRESHMAN (2016-17): Four-time ECC Rookie of the Week (Nov. 21-27, Jan. 9-15, Jan. 16-22, Jan. 23-29) ... appeared in all 28 games and made 27 starts ... averaged 10.3 points and 4.0 rebounds per game while shooting 45.5% from the field and 45% from three-point range ... canned a team-high 68 three-pointers, becoming the first Daemen freshman with 50+ since Brian Montanaro had 70 in 2002-03 ... made at least one three-pointer in 23 games, and multiple triples 17 times ... finished third in made three-pointers, fifth in three-point shooting percentage and 10th in blocked shots (20) among the ECC leaders ... made his first collegiate appearance and start on Nov. 11 vs. Caldwell, scoring nine points and grabbing five rebounds ... reached double figures for the first time with 15 points in a home win over St. Edward's on Nov. 19 ... knocked down six three-pointers and totaled 20 points in just his fourth collegiate game, a road win at Edinboro on Nov. 23 ... made five three-pointers and totaled 19 points in a home non-conference win over Saint Michael's on Dec. 19 ... made five three-pointers in back-to-back wins over Dist. Columbia (1/21) and LIU Post (1/25), netting a season-high 22 points in the latter ... grabbed a season-high 10 rebounds vs. Molloy on Feb. 18 ... scored 11 points and grabbed seven boards in the opening round of the ECC Championships vs. Dist. Columbia on Mar. 1.

AS A FRESHMAN (2015-16): Practiced only during a redshirt season.

AT BATAVIA HIGH SCHOOL: Played two full varsity seasons for the Batavia Blue Devils and coach Buddy Brasky ... after being called up from JV as a sophomore, he hit the game-winning shot as time expired to lift Batavia over Olean in the Class B Far West Regional championship ... went on to earn first-team All-Greater Rochester honors as a junior and senior ... two-time Monroe County Division IV Player of the Year ... second-team All-State Class A as a junior when he averaged 21 points per game ... averaged 26 points per game as a senior en route to first-team All-State Class A honors ... scored 51 points in a single game, establishing a new school record ... surpassed 1,000 points for his career ... multiple scholar athlete awards ... also lettered in cross country and tennis ... active on the AAU basketball circuit with RAP Elite.

PERSONAL: Born Jeffrey Redband on April 19, 1997 ... son of Larry and Carol Redband ... has two sisters, Julie and Lisa Redband, and two brothers, Tom and Tim Redband ... graduated in May 2019 with a bachelor's degree in Business Administration ... currently pursuing a master's degree in International Business.

CAREER HIGHS

Points.....23 - 2 times
Rebounds.....11 @ Molloy (2/8/19)
Assists.....6 @ Salem (1/3/18)
Blocks.....3 - 4 times
Steals.....4 - 2 times
Minutes.....40 @ NYIT (12/16/18)
FG.....8 - 3 times
3FG.....7 vs. LIU Post (2/15/19)
FT.....9 vs. Slippery Rock (11/24/18)

SEASON HIGHS (2018-19)

Points.....23 vs. St. Rose (12/31/18)
Rebounds.....11 @ Molloy (2/8/19)
Assists.....5 @ LIU Post (12/14/18)
Blocks.....3 vs. Bridgeport (3/3/19)
Steals.....4 vs. Rob. Wesleyan (2/2/19)
Minutes.....40 @ NYIT (12/16/18)
FG.....8 - 2 times
3FG.....7 vs. LIU Post (2/15/19)
FT.....9 vs. Slippery Rock (11/24/18)

CAREER RANKINGS

Points	1,013	25th
Pts/Gm	11.5	T-27th
Blocks	67	12th
3FG	216	4th
3FG %	.448	3rd
FT %	.854	1st
Gm Starts	85	7th

CAREER STATS

Year	G-GS	FG-FGA	Pct.	3FG-3FGA	Pct.	FT-FTA	Pct.	Reb.	Avg.	PF	A	TO	Blk.	St.	Pts.	Avg.
16-17	28-27	101-222	.455	68-151	.450	17-22	.773	111	4.0	56	36	33	20	18	287	10.3
17-18	30-29	118-274	.431	69-169	.408	32-35	.914	137	4.6	62	58	53	22	21	337	11.2
18-19	30-29	127-277	.458	79-179	.441	56-66	.848	166	5.5	56	47	29	25	32	389	13.0
Totals	88-85	346-773	.448	216-499	.433	105-123	.854	414	4.7	174	141	115	67	71	1013	11.5

DAEMEN MEN'S BASKETBALL
Daemen Combined Team Statistics (2019-20 EXHIBITION GAMES ONLY)
All games

RECORD:	OVERALL	HOME	AWAY	NEUTRAL
ALL GAMES	1-2	1-0	0-2	0-0
CONFERENCE	0-0	0-0	0-0	0-0
NON-CONFERENCE	1-2	1-0	0-2	0-0

##	Player	gp-gs	min	avg	Total		3-Point		F-Throw		Rebounds				pf	dq	a	to	blk	stl	pts	avg
					fg-fga	fg%	3fg-fga	3fg%	ft-fa	ft%	off	def	tot	avg								
22	Andrew Sischo	3-3	76	25.3	21-40	.525	0-1	.000	13-21	.619	16	15	31	10.3	3	0	3	6	0	2	55	18.3
02	Breon Harris	3-3	72	24.0	10-30	.333	6-14	.429	6-7	.857	2	9	11	3.7	8	0	3	2	0	8	32	10.7
23	Joey Wallace	3-3	62	20.7	12-24	.500	4-9	.444	2-2	1.000	5	7	12	4.0	9	1	10	7	1	2	30	10.0
05	Jay Sarkis	3-3	80	26.7	10-20	.500	6-13	.462	0-0	.000	1	1	2	0.7	4	0	14	9	0	1	26	8.7
44	Jeff Redband	3-3	75	25.0	10-27	.370	6-16	.375	0-0	.000	3	6	9	3.0	2	0	7	4	0	2	26	8.7
25	Ryan Bradley	3-0	41	13.7	6-13	.462	1-3	.333	2-2	1.000	3	6	9	3.0	7	0	1	3	0	1	15	5.0
15	Keith Slack	3-0	29	9.7	5-10	.500	5-9	.556	0-0	.000	0	3	3	1.0	5	0	4	4	1	3	15	5.0
03	Tajmin Holt	3-0	31	10.3	5-10	.500	1-5	.200	2-2	1.000	1	9	10	3.3	0	0	3	0	0	2	13	4.3
12	Kyle Harris	3-0	31	10.3	2-4	.500	2-4	.500	4-4	1.000	1	4	5	1.7	3	0	5	1	1	2	10	3.3
10	Donte' Williams	3-0	29	9.7	3-9	.333	1-4	.250	2-3	.667	2	4	6	2.0	3	0	0	3	1	1	9	3.0
24	Ziv Basden	3-0	16	5.3	4-9	.444	1-2	.500	0-0	.000	4	1	5	1.7	1	0	0	3	0	0	9	3.0
04	Jeffrey Duah	3-0	16	5.3	3-7	.429	0-0	.000	2-4	.500	0	0	0	0.0	0	0	5	2	0	2	8	2.7
34	Chris Luke	3-0	24	8.0	3-5	.600	0-0	.000	1-1	1.000	0	11	11	3.7	7	0	0	1	0	0	7	2.3
14	Da'Shawn Hines	3-0	15	5.0	1-4	.250	1-3	.333	2-3	.667	0	0	0	0.0	0	0	0	2	0	0	5	1.7
11	Trevor Book	1-0	3	3.0	0-1	.000	0-0	.000	0-2	.000	0	0	0	0.0	0	0	0	0	0	0	0	0.0
Team											5	6	11					1				
Total.....		3	600		95-213	.446	34-83	.410	36-51	.706	43	82	125	41.7	52	1	55	48	4	26	260	86.7
Opponents.....		3	599		95-204	.466	32-105	.305	33-52	.635	37	82	119	39.7	48	-	61	51	14	28	255	85.0

TEAM STATISTICS	DAEMEN	OPP	Date	Opponent	Score	Att.
SCORING	260	255	10/24/19	at Buffalo	L 73-111	2562
Points per game	86.7	85.0	10/26/19	at Syracuse	L 71-90	5773
Scoring margin	+1.7	-	10/29/19	MOHAWK (CAN)	W 116-54	210
FIELD GOALS-ATT	95-213	95-204	* - Conference game			
Field goal pct	.446	.466				
3 POINT FG-ATT	34-83	32-105				
3-point FG pct	.410	.305				
3-pt FG made per game	11.3	10.7				
FREE THROWS-ATT	36-51	33-52				
Free throw pct	.706	.635				
F-Throws made per game	12.0	11.0				
REBOUNDS	125	119				
Rebounds per game	41.7	39.7				
Rebounding margin	+2.0	-				
ASSISTS	55	61				
Assists per game	18.3	20.3				
TURNOVERS	48	51				
Turnovers per game	16.0	17.0				
Turnover margin	+1.0	-				
Assist/turnover ratio	1.1	1.2				
STEALS	26	28				
Steals per game	8.7	9.3				
BLOCKS	4	14				
Blocks per game	1.3	4.7				
ATTENDANCE	210	8335				
Home games-Avg/Game	1-210	2-4168				
Neutral site-Avg/Game	-	0-0				

Score by Periods	1st	2nd	Totals
Daemen	126	134	260
Opponents	127	128	255

2019-20 DAEMEN MEN'S BASKETBALL GAME NOTES

Official Basketball Box Score -- Game Totals -- Final Statistics Daemen vs Buffalo 10/ 24/ 19 7:00 pm at Buffalo, N.Y. (Alumni Arena)

Daemen 73 • 0-0

		Total		3-Ptr		Rebounds											
#	Player	FG	FGA	FG	FGA	FT	FTA	Off	Def	Total	PF	TP	A	TO	Blk	Stl	Min
44	Jeff Redband	f	1-8	0-4	0-0	1	2	3	1	2	3	2	3	2	0	1	29
22	Andrew Sischo	c	10-19	0-0	8-13	8	4	12	2	28	0	3	0	1	0	1	27
02	Breon Harris	g	3-11	0-2	0-0	1	3	4	4	6	1	0	0	0	1	1	25
05	Jay Sarkis		3-5	1-2	0-0	1	0	1	2	7	4	4	0	0	0	0	27
23	Joey Wallace	g	4-10	2-3	2-2	3	3	5	3	12	3	2	1	3	0	1	27
03	Tajmin Holt		1-4	0-2	2-2	0	1	1	0	4	1	0	0	0	0	1	10
04	Jeffrey Duah		0-0	0-0	2-2	0	0	0	0	2	0	1	0	0	0	0	3
10	Donte' Williams		1-2	1-2	0-0	0	1	1	1	3	0	1	0	0	0	0	7
11	Trevor Book		0-1	0-0	0-2	0	0	0	0	0	0	0	0	0	0	0	3
12	Kyle Harris		0-0	0-0	2-2	0	3	3	2	2	1	1	0	0	0	0	10
14	Da'Shawn Hines		0-0	0-0	0-0	0	0	0	0	0	0	0	0	0	0	0	3
15	Keith Slack		1-2	1-2	0-0	0	0	0	2	3	0	3	0	0	0	0	7
24	Ziv Basden		0-1	0-0	0-0	0	0	0	0	0	0	0	1	0	0	0	3
25	Ryan Bradley		2-3	0-1	0-0	0	1	1	3	4	0	0	1	0	0	0	11
34	Chris Luke		0-0	0-0	0-0	0	2	2	3	0	0	0	0	0	0	0	8
Team								3	5	8							
Totals			26-66	15-58	16-23	16	25	41	23	73	13	20	1	5	200		
FG % 1st Half: 16-39		41.0%	2nd half: 10-27		37.0%	Game: 26-66		39.4%									Deadball
3FG % 1st Half: 3-9		33.3%	2nd half: 2-9		22.2%	Game: 5-18		27.8%									Rebounds
FT % 1st Half: 4-5		80.0%	2nd half: 12-18		66.7%	Game: 16-23		69.6%									2

Buffalo 111 • 0-0

#	Player	Total FG-FGA	3-Ptr FG-FGA	FT-FTA	Rebounds Off Def Tot	PF	TP	A	TO	Blk	Stl	Min
11	Jeanathan Williams	7-13	0-3	2-3	1 4 5	2	16	2	2	1	0	21
41	Brook Bertram	1-1	0-0	1-3	1 3 4	4	3	0	0	3	1	11
02	Antwain Johnson	4-8	3-5	1-1	1 4 5	1	12	2	1	1	1	22
03	Jayvon Graves	5-11	0-3	4-4	2 2 4	0	14	2	0	0	2	24
04	Davonta Jordan	3-7	0-3	4-5	3 2 5	2	10	3	1	1	1	21
00	David Nickelberry	3-4	0-1	0-0	0 2 2	1	6	3	1	0	2	11
01	Gabe Grant	7-11	4-7	1-1	1 5 6	4	19	0	2	0	0	20
05	Savion Galileo	2-3	0-0	0-0	2 0 2	1	4	0	0	0	1	10
10	Ronaldo Segu	4-7	2-5	2-2	0 2 2	0	12	14	2	1	4	29
20	Patrick Moore	0-0	0-0	0-0	0 0 0	0	0	0	1	0	0	3
23	Jamon Bivens	1-1	0-0	1-2	2 0 2	1	3	0	0	0	1	3
31	Giambattista Davis	1-3	0-1	0-0	0 0 0	0	2	0	0	0	0	4
34	Josh Mballa	2-6	0-1	3-3	3 2 5	4	7	0	0	2	1	12
42	David Skogman	0-2	0-2	3-4	0 2 2	3	3	0	1	0	0	9
	Team				1 1 2							
Totals		40-77	9-31	22-28	17 29 46	23	111	26	11	9	14	200
FG % 1st Half: 18-42		42.9%	2nd half: 22-35	62.9%	Game: 40-77	51.9%	Deadball					
3FG % 1st Half: 6-21		28.6%	2nd half: 3-10	30.0%	Game: 9-31	29.0%	Rebounds					
FT % 1st Half: 10-14		71.4%	2nd half: 12-14	85.7%	Game: 22-28	78.6%	1					

Officials: Ryan Corbett, Kevin O'Connell, Jim Bruno
Technical fouls: Daemen-Keith Slack. Buffalo-None.
Attendance: 2562
Exhibition Game

Score by periods	1st	2nd	Total
Daemen	39	34	73
Buffalo	52	59	111

Official Basketball Box Score -- Game Totals -- Final Statistics Daemen vs Syracuse 10/26/19 7:00 p.m. at Syracuse, N.Y. (Carrier Dome)

Daemen 71 • 0-0

#	Player	Total		3-Ptr		Rebounds				PF	TP	A	TO	Blk	Stl	Min
		FG	FGA	FG	FGA	FT	FTA	Off	Def							
44	Jeff Redband	f	3-8	3-7	0-0	0	1	1	1	9	2	1	0	1	30	
22	Andrew Sischo		5-14	0-1	5-8	5	7	12	0	15	2	2	0	1	35	
02	Breon Harris	g	6-15	5-9	6-7	1	4	5	4	23	1	2	0	3	31	
05	Jay Sarkis		3-8	3-7	0-0	0	0	0	1	9	6	3	0	1	36	
23	Joey Wallace	g	2-5	1-2	0-0	0	0	0	5	5	2	1	0	0	19	
03	Tajmin Holt		0-1	0-1	0-0	0	0	0	0	0	0	0	0	0	3	
04	Jeffrey Duah		0-0	0-0	0-2	0	0	0	0	0	0	0	0	0	1	
10	Donte' Williams		0-1	0-1	0-0	0	0	0	0	0	0	1	0	0	6	
12	Kyle Harris		1-1	1-1	0-0	0	0	0	0	3	1	0	0	1	10	
14	Da'Shawn Hines		0-0	0-0	0-0	0	0	0	0	0	0	0	0	0	1	
15	Keith Slack		1-3	1-3	0-0	0	0	0	2	3	1	1	0	0	9	
24	Ziv Basden		0-0	0-0	0-0	1	0	1	0	0	0	0	0	0	1	
25	Ryan Bradley		1-2	0-0	2-2	0	0	0	3	4	0	2	0	1	13	
34	Chris Luke		0-1	0-0	0-0	0	2	2	1	0	0	0	0	0	5	
	Team					2	1	3								
Totals			22-59	14-32	13-19	9	15	24	17	71	15	14	0	8	200	
FG % 1st Half: 9-31 29.0%		2nd half: 13-28 46.4%		Game: 22-59 37.3%		Deadball										
3FG % 1st Half: 6-16 37.5%		2nd half: 8-16 50.0%		Game: 14-32 43.8%		Rebounds										
FT % 1st Half: 4-7 57.1%		2nd half: 9-12 75.0%		Game: 13-19 68.4%		3										

Syracuse 90 • 0-0

#	Player	Total		3-Ptr		Rebounds			PF	TP	A	TO	Blk	Stl	Min
		FG-FA	FG-FA	FT-FA	Off	Def	Tot								
01	Guerrier Quincy	f	3-7	0-2	2-2	2	2	4	0	8	3	1	0	0	18
33	Elijah Hughes	f	8-11	5-7	3-4	0	2	2	2	24	5	2	0	0	18
34	Bourama Sidibe	c	1-2	0-0	1-4	2	8	10	0	3	0	0	0	1	21
05	Jalen Carey	g	3-4	1-1	1-2	0	0	0	2	8	1	5	0	0	19
35	Buddy Boenheim	g	3-8	2-6	0-0	0	1	1	0	8	2	0	0	0	22
00	Brycen Goodine		3-6	2-5	0-0	1	2	3	4	8	0	4	0	3	16
02	John Bol Ajak		0-0	0-0	0-1	0	3	3	0	0	0	1	0	0	8
10	Howard Washington		0-0	0-0	0-0	0	2	2	0	0	2	0	0	0	6
11	Joseph Girard III		3-6	2-5	0-0	0	1	1	2	8	4	3	0	1	16
14	Jesse Edwards		2-2	0-0	0-0	1	3	4	3	4	1	0	1	1	10
20	Rober Braswell		6-7	3-4	2-2	2	2	4	2	17	0	2	3	1	22
21	Marek Dolezal		1-4	0-3	0-0	0	3	3	1	2	2	2	0	0	23
Team						4	1	5							
Totals			33-57	15-33	9-15	12	30	42	16	90	20	20	4	7	199
FG % 1st Half: 17-30 56.7%		2nd half: 16-27 59.3%		Game: 33-57 57.9%		Deadball									
3FG % 1st Half: 8-17 47.1%		2nd half: 7-16 43.8%		Game: 15-33 45.5%		Rebounds									
FT % 1st Half: 5-7 71.4%		2nd half: 4-8 50.0%		Game: 9-15 60.0%		3.1									

Officials: Pat Driscoll, Justin Porterfield, Anthony Burriss
Technical fouls: Daemen-None. Syracuse-None.
Attendance: 5773
Exhibition Game

Score by periods	1st	2nd	Total
Daemen	28	43	71
Syracuse	47	43	90

Official Basketball Box Score -- Game Totals -- Final Statistics Mohawk (CAN) vs Daemen 10/29/19 7:00 pm at Amherst, N.Y. (Lumsden Gymnasium)

Mohawk (CAN) 54 • 0-0

#	Player	Total		3-Ptr		Rebounds			PF	TP	A	TO	Blk	Stl	Min
		FG	FGA	FG	FGA	FT	FTA	Off							
04	Jordan Martin	2-4	1-1	0-0	1	2	3	3	5	2	2	1	1	32	
04	Daniel Graham	3-14	2-11	0-2	1	3	4	2	8	2	6	0	2	31	
09	Rommel Calura	4-12	3-9	0-0	0	2	2	0	11	1	1	0	1	33	
12	Rickey Morrison	5-10	0-1	1-4	1	4	5	1	11	3	4	0	1	37	
07	Mobeane Bilal	2-4	0-1	0-1	0	2	2	0	4	3	1	0	0	15	
08	Ahmed Sbeanaty	1-9	1-9	0-0	1	1	2	0	3	0	0	0	0	18	
13	Cudjoe Masuka	5-14	1-7	1-2	3	4	7	1	12	4	3	0	1	13	
20	Mark Wylie	0-3	0-2	0-0	0	1	1	2	0	0	3	0	1	21	
	Team		1	4	5										
Totals		22-70	8-41	2-9	8	23	31	9	54	15	20	1	7	200	
FG % 1st Half: 11-36 30.6%		2nd half: 11-34 32.4%		Game: 22-70 31.4%										Deadball	
3FG % 1st Half: 4-22 18.2%		2nd half: 4-19 21.1%		Game: 8-41 19.5%										Rebounds	
FT % 1st Half: 2-5 40.0%		2nd half: 0-4 0.0%		Game: 2-9 22.2%										4.1	

2019-20 DAEMEN MEN'S BASKETBALL GAME NOTES

Men's Basketball 2018-19 Season Daemen Combined Team Statistics (as of Mar 26, 2019) All games

RECORD:	OVERALL	HOME	AWAY	NEUTRAL
ALL GAMES	24-6	15-1	8-4	1-1
CONFERENCE	16-2	8-1	8-1	0-0
NON-CONFERENCE	8-4	7-0	0-3	1-1

##	Player	gp-gs	min	avg	Total		3-Point		F-Throw		Rebounds				pf	dq	a	to	blk	stl	pts	avg
					fg-fga	fg%	3fg-fga	3fg%	ft-fa	ft%	off	def	tot	avg								
22	Sischo, Andrew	28-26	806	28.8	229-391	.586	4-8	.500	123-169	.728	106	177	283	10.1	72	0	30	58	28	24	585	20.9
44	Redband, Jeff	30-29	915	30.5	127-277	.458	79-179	.441	56-66	.848	49	117	166	5.5	56	0	47	29	25	32	389	13.0
02	Harris, Breon	30-29	834	27.8	118-299	.395	55-153	.359	62-82	.756	15	84	99	3.3	67	2	64	59	9	53	353	11.8
25	Hamilton, Deion	30-30	860	28.7	126-298	.423	40-117	.342	60-69	.870	18	106	124	4.1	48	1	72	65	4	30	352	11.7
20	Lee Yaw, Quinn	30-7	615	20.5	106-188	.564	10-24	.417	50-66	.758	37	99	136	4.5	100	3	68	75	12	24	272	9.1
05	Sarkis, Jay	23-20	691	30.0	58-150	.387	38-93	.409	34-42	.810	8	59	67	2.9	33	0	71	44	1	12	188	8.2
12	Garvin, Darius	27-6	606	22.4	46-114	.404	9-28	.321	33-46	.717	15	67	82	3.0	47	0	49	37	6	13	134	5.0
10	Book, Trevor	19-0	107	5.6	18-35	.514	6-14	.429	8-10	.800	7	14	21	1.1	8	0	8	1	1	5	50	2.6
15	Barnes, Dmarco	18-1	106	5.9	14-32	.438	13-30	.433	0-0	.000	1	4	5	0.3	3	0	5	3	0	1	41	2.3
24	Petrucelli, Nick	25-2	298	11.9	16-40	.400	1-10	.100	23-30	.767	16	43	59	2.4	25	0	28	22	2	11	56	2.2
11	Basden, Ziv	17-0	58	3.4	14-18	.778	0-1	.000	6-11	.545	10	14	24	1.4	7	0	1	5	0	2	34	2.0
04	Duah, Jeffrey	9-0	23	2.6	0-7	.000	0-2	.000	1-3	.333	1	2	3	0.3	0	0	5	3	0	0	1	0.1
Team											58	52	110				6					
Total.....		30	5919		872-1849	.472	255-659	.387	456-594	.768	341	838	1179	39.3	466	6	448	407	88	207	2455	81.8
Opponents.....		30	6025		764-1836	.416	254-732	.347	348-473	.736	298	701	999	33.3	558	-	383	422	95	204	2130	71.0

TEAM STATISTICS	DAEM	OPP
SCORING	2455	2130
Points per game	81.8	71.0
Scoring margin	+10.8	-
FIELD GOALS-ATT	872-1849	764-1836
Field goal pct	.472	.416
3 POINT FG-ATT	255-659	254-732
3-point FG pct	.387	.347
3-pt FG made per game	8.5	8.5
FREE THROWS-ATT	456-594	348-473
Free throw pct	.768	.736
F-Throws made per game	15.2	11.6
REBOUNDS	1179	999
Rebounds per game	39.3	33.3
Rebounding margin	+6.0	-
ASSISTS	448	383
Assists per game	14.9	12.8
TURNOVERS	407	422
Turnovers per game	13.6	14.1
Turnover margin	+0.5	-
Assist/turnover ratio	1.1	0.9
STEALS	207	204
Steals per game	6.9	6.8
BLOCKS	88	95
Blocks per game	2.9	3.2
ATTENDANCE	3022	3853
Home games-Avg/Game	16-189	12-293
Neutral site-Avg/Game	-	2-168

Score by Periods	1st	2nd	OT	Totals
Daemen	1141	1300	14	2455
Opponents	988	1131	11	2130

Date	Opponent	Score	Att.
# 11/09/18	CALDWELL	w 75-60	120
# 11/10/18	NYACK	w 83-72	135
11/14/18	at Mercyhurst	L 65-67	562
11/24/18	SLIPPERY ROCK	w 78-71	136
11/26/18	LAKE ERIE	w 71-51	165
* 12/05/18	at Roberts Wesleyan	w 78-70	1000
* 12/14/18	at LIU Post	w 102-70	112
* 12/16/18	at NYIT	w 98-72	110
12/29/18	SAINT MICHAEL'S	w 64-55	180
12/31/18	SAINT ROSE	w 74-55	135
01/02/19	SAINT ANSELM	w 78-72	112
01/04/19	vs Dallas Baptist	w 87-80	112
01/06/19	at St. Edward's	L 83-110	213
* 01/11/19	MOLLOY	L 71-72	127
* 01/13/19	QUEENS (NY)	w 80-65	118
* 01/18/19	at Mercy College	w 75-74	230
* 01/20/19	at Bridgeport	w 87-85	111
* 01/25/19	ST. THOMAS AQUINAS	Wot 82-79	224
* 01/27/19	DIST. COLUMBIA	w 95-66	210
* 02/02/19	ROBERTS WESLEYAN	w 83-64	244
* 02/08/19	at Molloy	w 89-75	277
* 02/10/19	at Queens (NY)	w 89-63	100
* 02/15/19	LIU POST	w 108-63	225
* 02/17/19	NYIT	w 87-72	246
* 02/22/19	at St. Thomas Aquinas	L 60-75	304
* 02/24/19	at Dist. Columbia	w 87-81	120
* 03/01/19	MERCY	w 89-69	265
* 03/03/19	BRIDGEPORT	w 93-71	380
% 03/09/19	at Bridgeport	L 77-79	377
! 03/16/19	vs New Haven	L 67-72	225

* = East Coast Conference game

= ECC-CACC Challenge game

% = ECC Tournament game

! = NCAA Tournament game

Men's Basketball 2018-19 Season
Daemen Season Schedule/Results & Leaders (as of Mar 26, 2019)
All games

RECORD:	OVERALL	HOME	AWAY	NEUTRAL
ALL GAMES	24-6	15-1	8-4	1-1
CONFERENCE	16-2	8-1	8-1	0-0
NON-CONFERENCE	8-4	7-0	0-3	1-1

Date	Opponent	Score	Att.	High Points	High Rebounds
11/09/18	# CALDWELL	W 75-60	120	(27)Sischo, Andrew	(10)Sischo, Andrew
11/10/18	# NYACK	W 83-72	135	(19)Harris, Breon	(10)Sischo, Andrew
11/14/18	at Mercyhurst	65-67 L	562	(18)Hamilton, Deion	(10)Sischo, Andrew
11/24/18	SLIPPERY ROCK	W 78-71	136	(31)Sischo, Andrew	(15)Sischo, Andrew
11/26/18	LAKE ERIE	W 71-51	165	(20)Sischo, Andrew	(13)Sischo, Andrew
12/05/18	* at Roberts Wesleyan	W 78-70	1000	(32)Sischo, Andrew	(18)Sischo, Andrew
12/14/18	* at LIU Post	W 102-70	112	(27)Sischo, Andrew	(9)Sischo, Andrew
					(9)Baden, Ziv
12/16/18	* at NYIT	W 98-72	110	(22)Harris, Breon	(9)Lee Yaw, Quinn
12/29/18	SAINT MICHAEL'S	W 64-55	180	(23)Harris, Breon	(8)Redband, Jeff
12/31/18	SAINT ROSE	W 74-55	135	(23)Redband, Jeff	(8)Lee Yaw, Quinn
01/02/19	SAINT ANSELM	W 78-72	112	(26)Hamilton, Deion	(9)Hamilton, Deion
					(9)Redband, Jeff
01/04/19	vs Dallas Baptist	W 87-80	112	(22)Redband, Jeff	(14)Sischo, Andrew
01/06/19	at St. Edward's	83-110 L	213	(20)Redband, Jeff	(10)Sischo, Andrew
01/11/19	* MOLLOY	71-72 L	127	(29)Sischo, Andrew	(10)Sischo, Andrew
01/13/19	* QUEENS (NY)	W 80-65	118	(23)Sischo, Andrew	(7)Sischo, Andrew
01/18/19	* at Mercy College	W 75-74	230	(24)Harris, Breon	(6)Sischo, Andrew
					(6)Lee Yaw, Quinn
01/20/19	* at Bridgeport	W 87-85	111	(18)Hamilton, Deion	(10)Sischo, Andrew
				(18)Sischo, Andrew	
01/25/19	* ST. THOMAS AQUINAS	Wot 82-79	224	(26)Sischo, Andrew	(11)Sischo, Andrew
01/27/19	* DIST. COLUMBIA	W 95-66	210	(19)Sischo, Andrew	(10)Lee Yaw, Quinn
02/02/19	* ROBERTS WESLEYAN	W 83-64	244	(32)Sischo, Andrew	(9)Sischo, Andrew
02/08/19	* at Molloy	W 89-75	277	(36)Sischo, Andrew	(16)Sischo, Andrew
02/10/19	* at Queens (NY)	W 89-63	100	(20)Sischo, Andrew	(13)Sischo, Andrew
02/15/19	* LIU POST	W 108-63	225	(23)Redband, Jeff	(8)Baden, Ziv
					(8)Lee Yaw, Quinn
					(8)Sischo, Andrew
02/17/19	* NYIT	W 87-72	246	(27)Sischo, Andrew	(12)Sischo, Andrew
02/22/19	* at St. Thomas Aquinas	60-75 L	304	(15)Sischo, Andrew	(12)Sischo, Andrew
02/24/19	* at Dist. Columbia	W 87-81	120	(17)Sischo, Andrew	(10)Sischo, Andrew
03/01/19	* MERCY	W 89-69	265	(23)Lee Yaw, Quinn	(11)Sischo, Andrew
03/03/19	* BRIDGEPORT	W 93-71	380	(20)Sischo, Andrew	(9)Sischo, Andrew
03/09/19	% at Bridgeport	77-79 L	377	(18)Harris, Breon	(7)Sischo, Andrew
03/16/19	!vs New Haven	67-72 L	225	(19)Sischo, Andrew	(7)Garvin, Darius

* = East Coast Conference game
= ECC-CACC Challenge game
% = ECC Tournament game
! = NCAA Tournament game

Attendance Summary	Games	Attend	Avg/ Game
Home	16	3022	189
Away	12	3516	293
Neutral	2	337	168
Total	30	6875	229

Men's Basketball 2018-19 Season
Daemen Team Game-by-Game (as of Mar 26, 2019)
All games

TEAM STATISTICS

Opponent	Date	Score		Total		3-Pointers		Free throws		Rebounds				pf	a	t/o	blk	stl	pts	avg
				fg-fga	pct	3fg-fga	pct	ft-fa	pct	off	def	tot	avg							
CALDWELL	11/09/18	75-60	W	28-59	.475	9-25	.360	10-13	.769	11	32	43	43.0	18	22	17	3	6	75	75.0
NYACK	11/10/18	83-72	W	29-57	.509	6-12	.500	19-26	.731	10	24	34	38.5	13	12	13	4	7	83	79.0
at Mercyhurst	11/14/18	65-67	L	25-52	.481	6-18	.333	9-12	.750	10	18	28	35.0	12	14	17	3	10	65	74.3
SLIPPERY ROCK	11/24/18	78-71	W	24-59	.407	5-14	.357	25-30	.833	12	31	43	37.0	16	10	12	6	3	78	75.2
LAKE ERIE	11/26/18	71-51	W	27-55	.491	7-18	.389	10-13	.769	11	30	41	37.8	17	13	18	9	7	71	74.4
at Roberts Wesleyan	12/05/18	78-70	W	28-59	.475	6-19	.316	16-24	.667	10	30	40	38.2	18	16	12	3	6	78	75.0
at LIU Post	12/14/18	102-70	W	41-69	.594	14-29	.483	6-7	.857	12	29	41	38.6	12	27	15	4	10	102	78.9
at NYIT	12/16/18	98-72	W	38-63	.603	12-22	.545	10-14	.714	10	29	39	38.6	16	16	15	1	7	98	81.2
SAINT MICHAEL'S	12/29/18	64-55	W	23-57	.404	7-27	.259	11-17	.647	8	25	33	38.0	10	14	12	0	9	64	79.3
SAINT ROSE	12/31/18	74-55	W	24-45	.533	9-17	.529	17-22	.773	0	29	29	37.1	14	11	13	2	10	74	78.8
SAINT ANSELM	01/02/19	78-72	W	27-68	.397	12-27	.444	12-16	.750	11	34	45	37.8	17	11	10	4	5	78	78.7
vs Dallas Baptist	01/04/19	87-80	W	30-58	.517	11-24	.458	16-22	.727	10	27	37	37.8	17	10	14	3	6	87	79.4
at St. Edward's	01/06/19	83-110	L	25-54	.463	9-23	.391	24-29	.828	9	24	33	37.4	23	13	17	1	1	83	79.7
MOLLOY	01/11/19	71-72	L	25-62	.403	6-22	.273	15-20	.750	6	32	38	37.4	14	11	11	4	9	71	79.1
QUEENS (NY)	01/13/19	80-65	W	33-66	.500	4-14	.286	10-13	.769	10	29	39	37.5	15	11	7	3	5	80	79.1
at Mercy College	01/18/19	75-74	W	28-62	.452	14-33	.424	5-6	.833	12	22	34	37.3	13	16	15	3	8	75	78.9
at Bridgeport	01/20/19	87-85	W	27-53	.509	7-18	.389	26-29	.897	8	25	33	37.1	15	17	13	2	3	87	79.4
ST. THOMAS AQUINAS	01/25/19	82-79	Wot	29-66	.439	7-23	.304	17-23	.739	11	26	37	37.1	19	11	15	4	7	82	79.5
DIST. COLUMBIA	01/27/19	95-66	W	34-66	.515	11-23	.478	16-23	.696	14	25	39	37.2	7	21	9	1	11	95	80.3
ROBERTS WESLEYAN	02/02/19	83-64	W	29-68	.426	6-27	.222	19-23	.826	17	21	38	37.2	13	14	10	2	7	83	80.4
at Molloy	02/08/19	89-75	W	32-74	.432	8-21	.381	17-28	.607	23	33	56	38.1	15	17	12	0	10	89	80.9
at Queens (NY)	02/10/19	89-63	W	30-58	.517	6-14	.429	23-25	.920	13	33	46	38.5	15	14	10	3	4	89	81.2
LIU POST	02/15/19	108-63	W	39-77	.506	19-39	.487	11-12	.917	18	36	54	39.1	8	27	17	4	9	108	82.4
NYIT	02/17/19	87-72	W	31-59	.525	7-15	.467	18-23	.783	13	26	39	39.1	18	17	21	1	6	87	82.6
at St. Thomas Aquinas	02/22/19	60-75	L	20-56	.357	2-18	.111	18-29	.621	12	27	39	39.1	22	9	25	1	13	60	81.7
at Dist. Columbia	02/24/19	87-81	W	26-58	.448	9-21	.429	26-29	.897	12	33	45	39.3	14	16	19	2	4	87	81.9
MERCY	03/01/19	89-69	W	35-71	.493	10-28	.357	9-12	.750	14	25	39	39.3	11	20	5	2	6	89	82.1
BRIDGEPORT	03/03/19	93-71	W	35-71	.493	11-22	.500	12-16	.750	14	30	44	39.5	16	14	10	5	4	93	82.5
at Bridgeport	03/09/19	77-79	L	24-60	.400	8-22	.364	21-26	.808	9	30	39	39.5	26	9	17	5	8	77	82.3
vs New Haven	03/16/19	67-72	L	26-67	.388	7-24	.292	8-12	.667	11	23	34	39.3	22	15	6	3	6	67	81.8
Daemen		2455		872-1849	.472	255-659	.387	456-594	.768	341	838	1179	39.3	466	448	407	88	207	2455	81.8
Opponents		2130		764-1836	.416	254-732	.347	348-473	.736	298	701	999	33.3	558	383	422	95	204	2130	71.0

Games played: 30
Points/game: 81.8
FG Pct: 47.2
3FG Pct: 38.7
FT Pct: 76.8

Rebounds/game: 39.3
Assists/game: 14.9
Turnovers/game: 13.6
Assist/turnover ratio: 1.1
Steals/game: 6.9
Blocks/game: 2.9

Men's Basketball 2018-19 Season
Daemen Team Game-by-Game Comparison (as of Mar 26, 2019)
All games

Opponent	1st	2nd	Score	Mar	Total FG	FG Pct	3-Pointers	3FG Pct	Free Throws	FT Pct	Rebounds	Assist	T/Over	Block	Steal	Fouls
CALDWELL	34/29	41/31	75-60	+15	28-59/21-54	.475/.389	9-25/7-21	.360/.333	10-13/11-16	.769/.688	43/25 +18	22/14	17/13	3/1	6/8	18/18
NYACK	36/37	47/35	83-72	+11	29-57/24-61	.509/.393	6-12/6-19	.500/.316	19-26/18-21	.731/.857	34/36 (2)	12/10	13/16	4/3	7/7	13/23
Mercyhurst	28/28	37/39	65-67	(2)	25-52/27-58	.481/.466	6-18/8-20	.333/.400	9-12/5-6	.750/.833	28/31 (3)	14/12	17/16	3/2	10/7	12/13
SLIPPERY ROCK	39/30	39/41	78-71	+7	24-59/27-73	.407/.370	5-14/10-32	.357/.313	25-30/7-8	.833/.875	43/41 +2	10/11	12/11	6/4	3/7	16/24
LAKE ERIE	37/21	34/30	71-51	+20	27-55/19-75	.491/.253	7-18/5-23	.389/.217	10-13/8-12	.769/.667	41/46 (5)	13/10	18/17	9/2	7/7	17/12
Roberts Wesleyan	30/23	48/47	78-70	+8	28-59/26-60	.475/.433	6-19/7-23	.316/.304	16-24/11-17	.667/.647	40/35 +5	16/15	12/14	3/2	6/7	18/19
LIU Post	55/30	47/40	102-70	+32	41-69/24-61	.594/.393	14-29/12-26	.483/.462	6-7/10-12	.857/.833	41/25 +16	27/11	15/15	4/2	10/11	12/12
NYIT	48/35	50/37	98-72	+26	38-63/29-70	.603/.414	12-22/3-17	.545/.176	10-14/11-14	.714/.786	39/28 +11	16/14	15/11	1/1	7/8	16/17
SAINT MICHAEL'S	28/36	36/19	64-55	+9	23-57/22-59	.404/.373	7-27/7-24	.259/.292	11-17/4-7	.647/.571	33/42 (9)	14/10	12/19	0/4	9/5	10/18
SAINT ROSE	45/26	29/29	74-55	+19	24-45/18-52	.533/.346	9-17/5-20	.529/.250	17-22/14-18	.773/.778	29/30 (1)	11/15	13/14	2/0	10/4	14/18
SAINT ANSELM	27/32	51/40	78-72	+6	27-68/26-62	.397/.419	12-27/9-29	.444/.310	12-16/11-17	.750/.647	45/35 +10	11/18	10/9	4/3	5/4	17/18
Dallas Baptist	37/36	50/44	87-80	+7	30-58/27-60	.517/.450	11-24/15-35	.458/.429	16-22/11-14	.727/.786	37/31 +6	10/17	14/13	3/6	6/8	17/17
St. Edward's	39/55	44/55	83-110	(27)	25-54/34-65	.463/.523	9-23/17-38	.391/.447	24-29/25-31	.828/.806	33/30 +3	13/25	17/8	1/2	1/10	23/20
MOLLOY	31/34	40/38	71-72	(1)	25-62/26-66	.403/.394	6-22/14-28	.273/.500	15-20/6-10	.750/.600	38/40 (2)	11/12	11/14	4/5	9/7	14/19
QUEENS (NY)	28/28	52/37	80-65	+15	33-66/24-59	.500/.407	4-14/9-32	.286/.281	10-13/8-12	.769/.667	39/33 +6	11/9	7/14	3/4	5/3	15/18
Mercy College	31/29	44/45	75-74	+1	28-62/28-56	.452/.500	14-33/5-17	.424/.294	5-6/13-18	.833/.722	34/32 +2	16/12	15/12	3/1	8/10	13/11
Bridgeport	43/41	44/44	87-85	+2	27-53/32-60	.509/.533	7-18/13-23	.389/.565	26-29/8-13	.897/.615	33/26 +7	17/17	13/12	2/3	3/5	15/25
ST. THOMAS AQUINAS	26/33	42/35	82-79	+3	29-66/28-61	.439/.459	7-23/7-22	.304/.318	17-23/16-19	.739/.842	37/37 -	11/9	15/17	4/2	7/5	19/21
DIST. COLUMBIA	48/32	47/34	95-66	+29	34-66/27-55	.515/.491	11-23/8-21	.478/.381	16-23/4-5	.696/.800	39/26 +13	21/17	9/20	1/7	11/4	7/18
ROBERTS WESLEYAN	44/29	39/35	83-64	+19	29-68/25-50	.426/.500	6-27/7-17	.222/.412	19-23/7-10	.826/.700	38/29 +9	14/9	10/19	2/2	7/3	13/22
Molloy	50/30	39/45	89-75	+14	32-74/25-71	.432/.352	8-21/9-26	.381/.346	17-28/16-18	.607/.889	56/39 +17	17/16	12/14	0/2	10/9	15/25
Queens (NY)	46/30	43/33	89-63	+26	30-58/21-64	.517/.328	6-14/9-32	.429/.281	23-25/12-14	.920/.857	46/28 +18	14/10	10/9	3/5	4/4	15/20
LIU POST	52/30	56/33	108-63	+45	39-77/25-62	.506/.403	19-39/5-19	.487/.263	11-12/8-15	.917/.533	54/25 +29	27/7	17/17	4/4	9/12	8/17
NYIT	34/33	53/39	87-72	+15	31-59/24-55	.525/.436	7-15/7-20	.467/.350	18-23/17-26	.783/.654	39/27 +12	17/6	21/16	1/3	6/8	18/21
St. Thomas Aquinas	33/36	27/39	60-75	(15)	20-56/29-58	.357/.500	2-18/5-23	.111/.217	18-29/12-18	.621/.667	39/37 +2	9/14	25/18	1/4	13/14	22/20
Dist. Columbia	45/33	42/48	87-81	+6	26-58/31-71	.448/.437	9-21/12-35	.429/.343	26-29/7-13	.897/.538	45/32 +13	16/17	19/8	2/4	4/9	14/21
MERCY	37/42	52/27	89-69	+20	35-71/25-59	.493/.424	10-28/12-25	.357/.480	9-12/7-12	.750/.583	39/34 +5	20/9	5/16	2/6	6/1	11/15
BRIDGEPORT	41/40	52/31	93-71	+22	35-71/26-68	.493/.382	11-22/7-26	.500/.269	12-16/12-16	.750/.750	44/39 +5	14/9	10/12	5/5	4/3	16/17
Bridgeport	39/31	38/48	77-79	(2)	24-60/24-64	.400/.375	8-22/6-19	.364/.316	21-26/25-32	.808/.781	39/44 (5)	9/15	17/17	5/3	8/11	26/25
New Haven	30/39	37/33	67-72	(5)	26-67/20-47	.388/.426	7-24/8-20	.292/.400	8-12/24-29	.667/.828	34/36 (2)	15/13	6/11	3/3	6/3	22/14

Note: Game totals are displayed in the format TEAM/OPPONENT for each category

2019-20 DAEMEN MEN'S BASKETBALL GAME NOTES

Men's Basketball 2018-19 Season Daemen Game-by-Game Highs (as of Mar 26, 2019) All games

Opponent	Date	Score	Points	Rebounds	Assists	Steals	Blocked shots
CALDWELL	11/09/18	75-60	27-Sischo, Andrew	10-Sischo, Andrew	8-Hamilton, Deion	2-Hamilton, Deion Sischo, Andrew	1-Redband, Jeff Hamilton, Deion Garvin, Darius
NYACK	11/10/18	83-72	19-Harris, Breon	10-Sischo, Andrew	4-Harris, Breon	3-Petrucelli, Nick	1-Redband, Jeff Garvin, Darius Lee Yaw, Quinn Petrucelli, Nick
at Mercyhurst	11/14/18	65-67	18-Hamilton, Deion	10-Sischo, Andrew	4-Lee Yaw, Quinn Petrucelli, Nick	3-Harris, Breon	1-Harris, Breon Lee Yaw, Quinn Hamilton, Deion
SLIPPERY ROCK	11/24/18	78-71	31-Sischo, Andrew	15-Sischo, Andrew	3-Harris, Breon Hamilton, Deion	1-Hamilton, Deion Garvin, Darius Redband, Jeff	2-Sischo, Andrew Redband, Jeff
LAKE ERIE	11/26/18	71-51	20-Sischo, Andrew	13-Sischo, Andrew	5-Hamilton, Deion	2-Hamilton, Deion Harris, Breon Redband, Jeff	4-Sischo, Andrew
at Roberts Wesleyan	12/05/18	78-70	32-Sischo, Andrew	18-Sischo, Andrew	5-Harris, Breon	3-Hamilton, Deion	2-Redband, Jeff
at LIU Post	12/14/18	102-70	27-Sischo, Andrew	9-Basden, Ziv Sischo, Andrew	5-Redband, Jeff Lee Yaw, Quinn	3-Lee Yaw, Quinn	2-Sischo, Andrew
at NYIT	12/16/18	98-72	22-Harris, Breon	9-Lee Yaw, Quinn	3-Harris, Breon Lee Yaw, Quinn Hamilton, Deion	2-Harris, Breon Redband, Jeff	1-Sischo, Andrew
SAINT MICHAEL'S	12/29/18	64-55	23-Harris, Breon	8-Redband, Jeff	4-Hamilton, Deion	5-Harris, Breon	None
SAINT ROSE	12/31/18	74-55	23-Redband, Jeff	8-Lee Yaw, Quinn	6-Sarkis, Jay	3-Redband, Jeff	2-Redband, Jeff
SAINT ANSELM	01/02/19	78-72	26-Hamilton, Deion	9-Redband, Jeff Hamilton, Deion	4-Lee Yaw, Quinn	2-Hamilton, Deion Harris, Breon	3-Sischo, Andrew
vs Dallas Baptist	01/04/19	87-80	22-Redband, Jeff	14-Sischo, Andrew	3-Lee Yaw, Quinn	2-Redband, Jeff	2-Harris, Breon
at St. Edward's	01/06/19	83-110	20-Redband, Jeff	10-Sischo, Andrew	4-Sarkis, Jay	1-Redband, Jeff	1-Hamilton, Deion
MOLLOY	01/11/19	71-72	29-Sischo, Andrew	10-Sischo, Andrew	3-Harris, Breon Sarkis, Jay	2-Sischo, Andrew Harris, Breon	1-Lee Yaw, Quinn Harris, Breon Redband, Jeff Sischo, Andrew
QUEENS (NY)	01/13/19	80-65	23-Sischo, Andrew	7-Sischo, Andrew	3-Sarkis, Jay Lee Yaw, Quinn	2-Sischo, Andrew	2-Redband, Jeff
at Mercy College	01/18/19	75-74	24-Harris, Breon	6-Lee Yaw, Quinn Sischo, Andrew	8-Sarkis, Jay	4-Harris, Breon	2-Sischo, Andrew
at Bridgeport	01/20/19	87-85	18-Sischo, Andrew Hamilton, Deion	10-Sischo, Andrew	3-Sarkis, Jay Sischo, Andrew Lee Yaw, Quinn Hamilton, Deion	1-Redband, Jeff Sarkis, Jay Garvin, Darius	2-Sischo, Andrew
ST. THOMAS AQUINAS	01/25/19	82-79	26-Sischo, Andrew	11-Sischo, Andrew	4-Harris, Breon	3-Harris, Breon	2-Sischo, Andrew
DIST. COLUMBIA	01/27/19	95-66	19-Sischo, Andrew	10-Lee Yaw, Quinn	5-Hamilton, Deion Sarkis, Jay	3-Lee Yaw, Quinn Harris, Breon	1-Sarkis, Jay
ROBERTS WESLEYAN	02/02/19	83-64	32-Sischo, Andrew	9-Sischo, Andrew	4-Redband, Jeff Sarkis, Jay	4-Redband, Jeff	2-Sischo, Andrew
at Molloy	02/08/19	89-75	36-Sischo, Andrew	16-Sischo, Andrew	4-Hamilton, Deion	3-Harris, Breon Sischo, Andrew	None
at Queens (NY)	02/10/19	89-63	20-Sischo, Andrew	13-Sischo, Andrew	4-Garvin, Darius	1-Redband, Jeff Lee Yaw, Quinn Sarkis, Jay Harris, Breon	1-Sischo, Andrew Hamilton, Deion Redband, Jeff
LIU POST	02/15/19	108-63	23-Redband, Jeff	8-Sischo, Andrew Lee Yaw, Quinn Basden, Ziv	5-Petrucelli, Nick Sarkis, Jay	2-Sischo, Andrew Book, Trevor	2-Sischo, Andrew
NYIT	02/17/19	87-72	27-Sischo, Andrew	12-Sischo, Andrew	5-Garvin, Darius	2-Garvin, Darius Redband, Jeff	1-Redband, Jeff
at St. Thomas Aquinas	02/22/19	60-75	15-Sischo, Andrew	12-Sischo, Andrew	5-Sarkis, Jay	6-Harris, Breon	1-Sischo, Andrew
at Dist. Columbia	02/24/19	87-81	17-Sischo, Andrew	10-Sischo, Andrew	6-Lee Yaw, Quinn	1-Hamilton, Deion Lee Yaw, Quinn Redband, Jeff Sischo, Andrew	1-Garvin, Darius Redband, Jeff
MERCY	03/01/19	89-69	23-Lee Yaw, Quinn	11-Sischo, Andrew	3-Garvin, Darius Sarkis, Jay Sischo, Andrew Hamilton, Deion	3-Harris, Breon	1-Lee Yaw, Quinn Redband, Jeff
BRIDGEPORT	03/03/19	93-71	20-Sischo, Andrew	9-Sischo, Andrew	5-Hamilton, Deion	2-Sarkis, Jay	3-Redband, Jeff
at Bridgeport	03/09/19	77-79	18-Harris, Breon	7-Sischo, Andrew	3-Lee Yaw, Quinn Harris, Breon	2-Sarkis, Jay Hamilton, Deion Lee Yaw, Quinn	2-Redband, Jeff
vs New Haven	03/16/19	67-72	19-Sischo, Andrew	7-Garvin, Darius	4-Harris, Breon	2-Harris, Breon Garvin, Darius	2-Sischo, Andrew

SEASON RECORDS

POINTS

1.	Rob Robinson	767	1990-91
2.	David Skolen	699	1989-90
3.	Russell John	629	1990-91
4.	Gerald Beverly	620	2014-15
5.	Torrence Dyck	612	2015-16
6.	Chris Lewis	611	1989-90
7.	Brian Montanaro	592	2005-06
8.	Andrew Sischo	585	2018-19
9.	Rob Robinson	567	1989-90
10.	Joe Olsen	560	2005-06

POINTS PER GAME

1.	Rob Robinson	25.6	1990-91
2.	Torrence Dyck	21.9	2015-16
3.	David Skolen	21.8	1989-90
	Ralph Henderson	21.8	1987-8
5.	Russell John	21.0	1990-91
6.	Ralph Henderson	20.5	1986-87
7.	Andrew Sischo	20.9	2018-19
8.	Gerald Beverly	20.0	2014-15
9.	Alex Nwora	19.6	1992-93
10.	Torrence Dyck	19.3	2014-15

FIELD GOALS

1.	Chris Lewis	257	1989-90
2.	David Skolen	247	1989-90
3.	Rob Robinson	231	1990-91
4.	Andrew Sischo	229	2018-19
5.	Gerald Beverly	219	2014-15
6.	Russell John	218	1990-91
7.	Torrence Dyck	217	2015-16
8.	Rob Robinson	205	1989-90
9.	Gerald Beverly	200	2013-14
10.	Andrew Sischo	195	2017-18

FIELD GOAL % (min. 150 made)

1.	Stefan Van Duluitgaarden	.661	1991-92
2.	Chris Lewis	.624	1989-90
3.	Brian Harmon	.610	1986-87
4.	Gerald Beverly	.607	2014-15
5.	Brian Pettit	.605	1998-99
6.	Chris Lewis	.603	1988-89
7.	Gerald Beverly	.597	2012-13
8.	Andrew Sischo	.586	2018-19
9.	Darnell Jackson	.576	2003-04
	Ajay Rutledge	.576	2008-09

THREE-POINT FIELD GOALS

1.	David Skolen	114	1989-90
2.	Kharmen Wingard	86	2003-04
3.	Brian Montanaro	84	2004-05
4.	Pete Loney	83	2008-09
5.	Jeff Redband	79	2018-19
6.	Russell John	78	1990-91
7.	DonJuan Tyson	77	2006-07
8.	Gabriel Marshall	76	2003-04
	Kharmen Wingard	76	2004-05
10.	Kharmen Wingard	75	2002-03
	Jordan Greene	75	2014-15

THREE-POINT % (min. 1 3PT/game)

1.	David Skolen	.557	1986-87
2.	Marty Lange	.524	1997-98
3.	Mike Maisto	.500	2007-08
	Jesse Lalka	.500	2015-16
5.	David Skolen	.491	1989-90
6.	David Skolen	.477	1988-89
7.	Kevin Lange	.461	2002-03
	Jay Sarkis	.461	2015-16
9.	Brian Montanaro	.452	2004-05
10.	Jeff Redband	.450	2016-17

FREE THROWS

1.	Rob Robinson	282	1990-91
2.	Gerald Beverly	180	2014-15
3.	Rob Robinson	176	1991-92
4.	Alex Nwora	161	1992-93
5.	Joe Olsen	148	2005-06
6.	Rob Robinson	142	1989-90
7.	Monty Montgomery	140	2000-01
8.	Jonathan Walker	139	2002-03
9.	Jonathan Walker	134	2001-02
10.	Ralph Henderson	133	1987-88

FREE THROW % (min. 100 made)

1.	David Skolen	.850	1989-90
	Todd Zielinski	.850	1996-97
3.	Kevin Lange	.844	2002-03
4.	Rob Robinson	.827	1991-92
5.	David Skolen	.823	1988-89
6.	Mark Rouse	.806	2001-02
7.	Monty Montgomery	.790	1997-98
8.	Rob Robinson	.789	1989-90
9.	Brian Montanaro	.783	2005-06
10.	Monty Montgomery	.782	2000-01

REBOUNDS

1.	Jim Chapman	394	1988-89
2.	Gerald Beverly	373	2014-15
3.	Alex Nwora	347	1991-92
4.	Brian Pettit	329	1996-97
5.	Alex Nwora	313	1992-93
6.	Alex Nwora	312	1990-91
7.	Brian Pettit	288	1995-96
8.	Chris Lewis	287	1989-90
9.	Andrew Sischo	283	2018-19
10.	Gerald Beverly	280	2013-14

REBOUNDS PER GAME

1.	Jim Chapman	14.1	1988-89
2.	Gerald Beverly	12.0	2014-15
3.	Alex Nwora	11.6	1992-93
	Alex Nwora	11.6	1991-92
5.	Brian Pettit	10.6	1996-97
6.	Alex Nwora	10.4	1990-91
7.	Sandy Finney	10.2	1995-96
8.	Sandy Finney	10.1	1994-95
	Andrew Sischo	10.1	2018-19
10.	Gerald Beverly	10.0	2013-14

ASSISTS

1.	Mark Coppola	203	2012-13
	Derrick Henry	203	1988-89
3.	Rob Robinson	187	1990-91
4.	Rob Robinson	186	1989-90
5.	Mark Coppola	161	2011-12
6.	Tim Foley	157	1994-95
7.	Mark Coppola	154	2013-14
8.	Steve Chandler	152	2003-04
9.	Steve Chandler	147	2002-03
10.	Russell John	139	1991-92

STEALS

1.	Derrick Henry	74	1988-89
2.	Russell John	73	1990-91
3.	Breon Harris	70	2017-18
4.	Casey Sheehan	68	2012-13
5.	Devon Dawson	67	2007-08
6.	Anibal Soler	66	1999-00
7.	Eder Joseph	62	1999-00
8.	Jorge Ebanks	61	2009-10
9.	Dewan Stroud	60	2006-07
10.	Therreon Blackwell	59	2004-05
	Rob Robinson	59	1990-91

BLOCKS

1.	Ron Wright	119	2005-06
2.	Ron Wright	114	2004-05
3.	Gerald Beverly	111	2013-14
4.	Gerald Beverly	110	2014-15
5.	Gerald Beverly	59	2012-13
6.	Brian Pettit	55	1998-99
7.	Mario Torres	54	1992-93
8.	Brian Pettit	52	1996-97
9.	Gerald Beverly	50	2011-12
10.	Ralph Henderson	49	1986-87

CAREER RECORDS

POINTS (1,000-Point Club)

1.	Rob Robinson	1,962	1988-92
2.	Brian Montanaro	1,920	2002-06
3.	David Skolen	1,876	1986-90
4.	Monty Montgomery	1,814	1996-01
5.	Gerald Beverly	1,799	2011-15
6.	Alex Nwora	1,514	1989-93
7.	Casey Sheehan	1,505	2010-14
8.	Brian Pettit	1,414	1994-99
9.	Rob Lange	1,330	1992-96
10.	Devon Dawson	1,310	2007-12
11.	Kharmen Wingard	1,281	2002-05
12.	Jim Regan	1,241	2009-13
13.	Mark Rouse	1,172	1998-02
14.	Kevin Lange	1,152	1999-03
15.	Chris Moore	1,126	1996-00
16.	Chris Lewis	1,105	1988-90
17.	Jordan Greene	1,090	2011-15
18.	Danny McCabe	1,078	1994-98
19.	Therreon Blackwell	1,069	2002-06
20.	Russell John	1,061	1990-92
21.	Torrence Dyck	1,056	2014-16
22.	Andrew Sischo	1,047	2017-Pr.
23.	Deion Hamilton	1,029	2015-19
24.	Ralph Henderson	1,015	1986-88
25.	Jeff Redband	1,013	2016-Pr.

POINTS PER GAME

1.	Torrence Dyck	20.7	2014-16
2.	Chris Lewis	18.4	1988-90
3.	Andrew Sischo	18.1	2017-Pr.
4.	Rob Robinson	17.8	1988-92
5.	Russell John	17.4	1990-92
6.	Dewan Stroud	16.8	2006-08
7.	David Skolen	16.5	1986-90
8.	Monty Montgomery	16.2	1996-01
9.	Jonathan Walker	15.3	2001-03
10.	Dom Mazzocchi	15.2	2010-12

FIELD GOALS

1.	David Skolen	687	1986-90
2.	Gerald Beverly	669	2011-15
3.	Brian Montanaro	656	2002-06
	Monty Montgomery	656	1996-01
5.	Rob Robinson	640	1988-92
6.	Casey Sheehan	544	2010-14
7.	Alex Nwora	532	1989-93
8.	Brian Pettit	519	1994-99
9.	Jim Regan	477	2009-13
10.	Kharmen Wingard	465	2002-05

FIELD GOAL % (MIN. 150 MADE)

1.	Chris Lewis	.615	1988-90
2.	Stefan Van Duluitgaarden	.606	1990-92
3.	Gerald Beverly	.583	2011-15
4.	Kadeem Johnson	.581	2010-14
5.	Andrew Sischo	.576	2017-Pr.
6.	Steve Chandler	.568	2002-04
7.	Joe Olsen	.559	2004-06
8.	Darnell Jackson	.554	2003-05
9.	Ralph Henderson	.549	1986-88
10.	Brian Pettit	.543	1994-99

THREE-POINT FIELD GOALS

1.	Brian Montanaro	288	2002-06
2.	David Skolen	279	1986-90
3.	Kharmen Wingard	237	2002-05
4.	Jeff Redband	216	2016-Pr.
5.	Jordan Greene	201	2011-15
6.	Mark Rouse	183	1998-02
7.	Kevin Lange	169	1999-03
8.	Casey Sheehan	147	2010-14
	Jay Sarkis	147	2015-Pr.
10.	Russell John	143	1990-92

THREE-POINT % (min. 50 made)

1.	David Skolen	.487	1986-90
2.	Jesse Lalka	.463	2013-17
3.	Jeff Redband	.448	2016-Pr.
4.	Rob Robinson	.433	1988-92
5.	Jay Sarkis	.430	2015-Pre.
6.	Pete Loney	.426	2007-09
7.	Adrian Baugh	.424	1999-01
8.	Brian Montanaro	.418	2002-06
9.	Kyle Clifford	.415	2013-15
10.	Donjuan Tyson	.403	2006-07

FREE THROWS

1.	Rob Robinson	630	1988-92
2.	Gerald Beverly	459	2011-15
3.	Alex Nwora	441	1989-93
4.	Monty Montgomery	427	1996-01
5.	Brian Pettit	373	1994-99
6.	Rob Lange	366	1992-96
7.	Brian Montanaro	320	2002-06
8.	Devon Dawson	275	2007-12
9.	Jonathan Walker	273	2001-03
10.	Casey Sheehan	271	2010-14

FREE THROWS (min. 100 made)

1.	Jeff Redband	.854	2016-Pr.
2.	Jay Sarkis	.840	2015-Pr.
3.	David Skolen	.826	1986-90
4.	Arif Mehmetaj	.806	2014-17
5.	Rob Robinson	.788	1988-92
	Mark Rouse	.788	1998-02
7.	Brian Montanaro	.786	2002-06
8.	Jaleo Wilkes	.773	2015-17
9.	Jeff Eaddy	.768	1986-90
10.	Monty Montgomery	.757	1996-01

REBOUNDS

1.	Alex Nwora	1,103	1989-93
2.	Gerald Beverly	1,004	2011-15
3.	Brian Pettit	991	1994-99
4.	Monty Montgomery	806	1996-01
5.	Jim Regan	587	2009-13
6.	Devon Dawson	585	2007-12
7.	Danny McCabe	570	1994-98
8.	Andrew Sischo	544	2017-Pr.
9.	Eder Joseph	542	1997-00
10.	Mario Torres	537	1990-94

REBOUNDS PER GAME

1.	Andrew Sischo	9.4	2017-Pr.
2.	Alex Nwora	9.3	1989-93
3.	Brian Pettit	8.7	1994-99
4.	Chris Lewis	8.5	1988-90
5.	Gerald Beverly	8.4	2011-15
6.	Steve Chandler	7.4	2002-04
7.	Monty Montgomery	7.2	1996-01
8.	Eder Joseph	6.7	1997-00
9.	Mario Torres	6.5	1990-94
	Jonathan Walker	6.5	2001-03

ASSISTS

1.	Mark Coppola	623	2010-14
2.	Rob Robinson	503	1988-92
3.	Casey Sheehan	470	2010-14
4.	Therreon Blackwell	438	2002-06
5.	Tim Foley	334	1990-95
6.	Mark Rouse	320	1998-02
7.	Anibal Soler	304	1997-00
8.	Steve Chandler	299	2002-04
9.	David Skolen	293	1986-90
10.	Monty Montgomery	272	1996-01

STEALS

1.	Devon Dawson	198	2007-12
2.	Therreon Blackwell	185	2002-06
	Casey Sheehan	185	2010-14
4.	Mark Coppola	168	2010-14
5.	Anibal Soler	165	1996-00
6.	Rob Robinson	161	1988-92
	Brian Montanaro	161	2002-06
8.	Alex Nwora	154	1989-93
9.	Monty Montgomery	135	1996-01
	Mark Rouse	135	1998-02

BLOCKS

1.	Gerald Beverly	330	2011-15
2.	Ron Wright	233	2004-06
3.	Brian Pettit	144	1994-99
4.	Jim Regan	117	2009-13
5.	Mario Torres	102	1990-94
6.	Kevin Lange	81	1999-03
7.	Ralph Henderson	79	1986-88
8.	Garyce Hervey	78	1998-00
9.	Rob Lange	72	1992-96
10.	Aaron Turner	70	2000-04